

**REVIEWED**

By Tamara Salazar at 9:42 am, Jun 02, 2020

5/28/2020

CS

**Worklist: 4264**

<u>LAB CASE</u>	<u>ITEM</u>	<u>ITEM TYPE</u>	<u>DESCRIPTION</u>	
C2020-0784	2	UCK	AM 28 Urine Multi-Drug Confirmation Panel 1 by LC-QQ	
M2020-1735	3	UCK	AM 28 Urine Multi-Drug Confirmation Panel 1 by LC-QQ	
M2020-1739	3	UCK	AM 28 Urine Multi-Drug Confirmation Panel 1 by LC-QQ	
M2020-1777	3	UCK	AM 28 Urine Multi-Drug Confirmation Panel 1 by LC-QQ	
P2020-1177	1	UCK	AM 28 Urine Multi-Drug Confirmation Panel 1 by LC-QQ	
P2020-1186	1	UCK	AM 28 Urine Multi-Drug Confirmation Panel 1 by LC-QQ	
P2020-1222	1	UCK	AM 28 Urine Multi-Drug Confirmation Panel 1 by LC-QQ	
P2020-1253	1	UCK	AM 28 Urine Multi-Drug Confirmation Panel 1 by LC-QQ	
P2020-1471	1	UCK	AM 28 Urine Multi-Drug Confirmation Panel 1 by LC-QQ	

## AM# 28: Multi-Drug Quantitation by LC-MS/MS

Extraction Date: 05/27/2020

Analyst: Celena Shrum

Plate lot#: 190729

Plate Expiration: 01/29/20- deviation in place

**Mobile phase A:** 5mM Amm Form + 0.01% FA

**Mobile phase B:** 0.01% Formic Acid in MeOH

**Blank Blood Lot:** 445283-4

**Urine Blank lot:** POC031319

**Column:** Agilent 120 EC-C18 (2.1x 100-2.7um)

**LCMS-QQQ ID:** 069901

### Pre-Analytic:

- 1. Check levels of mobile phases and needle wash refill as needed. Ensure waste is not full.
- 2. Ensure correct column is installed and begin mobile phase flow allow to equilibrate ~ 30 minutes.
- 3. Create worklist

### Analytic:

- 1. Remove standards, plate, controls, and samples from cold storage. Allow to reach room temperature.
- 2. Urine hydrolysis pipette 250 ul urine in blank well, add 40 ul BG Turbo, add 100 ul 500 mm sodium phosphate buffer, mix for at least 5 minutes at ambient temperature. Pipette **250µL blood (calibrated pipette) or 250µL hydrolyzed urine** in wells of analytical (standards) plate. **Pipette ID: #42**
- 3. Place on shaking incubator at ambient temp., 900rpm for 15 minutes.
- 4. Pipette **250µL 0.5M ammonium hydroxide** in wells of analytical plate.
- 5. Place on shaking incubator at ambient temp., 900rpm for 15 minutes.
- 6. Transfer **300µL of blood+base/urine+base** mixture to corresponding wells of SLE+ plate.
- 7. Apply positive pressure for approx. 10-15 seconds (or until no liquid remains on top of sorbent). **(Load at 85-100 PSI- Selector to the right) Manifold ID: 067104**
- 8. Wait 5 minutes.
- 9. Add **900uL ethyl acetate.**
- 10. Wait 5 minutes.
- 11. Apply positive pressure for approx. 15 seconds. **(10-15 PSI- Selector to the left).**
- 12. Add **900uL ethyl acetate.**
- 13. Wait 5 minutes.
- 14. Apply positive pressure for approx. 15 seconds. **(10-15 PSI- Selector to the left).**
- 15. Remove plate containing eluate. **Urine samples add 50 ul 1% HCl in MeOH.** Place on SPE Dry and evaporate to dryness at approx. 35°C. **SPE Dry ID: 067103**
- 16. Reconstitute in **100µL 20% MeOH** and heat seal plate with foil.

### Post-Analytic

- 1. Create batch and process data.
- 2. Make necessary changes to integration limits
- 3. Integration linear and R<sup>2</sup> values ≥0.98 for each analyte.
- 4. For unknown samples and controls: response ratio within 20% of average of controls and standards, RT within +/- 5% (tramadol RT +/-2%), S/N for primary transition >10 and secondary transitions >5.
- 5. Did all QCs pass for each analyte? Yes, see comments Add Control data to QC tracking spreadsheet.
- 6. Central File Packet to include: LIMS Worklist, Method Checklist, Calibration and Control Reports.

### COMMENTS:

Curve limits: Amphetamine 5-250, Benzoylcegonine 5-500, Codeine 5-500, Dihydrocodeine 5-500, Lamotrigine 5-250, Lorazepam 5-250, Norbuprenorphine 1-100, Norfentanyl 0.5-50.

Idaho State Police  
Forensic Services  
Toxicology Discipline

---

---

Request for Departure from an Analytical Method

---

Date of Request  
01/13/2020

Forensic Scientist  
Celena Shrum

Analytical Methods  
Toxicology AM #25, Toxicology AM #26/27, and AM #28

Deviation

The expiration dates listed for the current batch of PinPoint ToxBox extraction plates are as follows:

- \*MDS (batch IDP-107-190725)- Expiration is 1/25/2020
- \*THC (batch IDP-108-190716)- Expiration is 1/16/2020
- \*MDQ P1 (batch IDP-111-190729)- Expiration is 1/29/2020
- \*MDQ P2 (batch IDP-112-190730)- Expiration is 1/30/2020

I am issuing a deviation to allow for the use of the remaining plates of these batches. The controls will be used to evaluate if the plate is working as intended. In addition, at least one external control must be included for each run.

*Celena Shrum*  
Date: 01/13/2020  
Celena Shrum  
Toxicology Discipline Lead

*Rachel Cutler*  
*Lab Manager* 5/22/20

*I had approved of this deviation verbally but Celena signed it instead of me by mistake. Was noticed during audit.*



# Idaho State Police Forensic Services

---

## AM #25 Blood and Urine Multi-Drug Screen by LCMS-QQQ And AM #28 Urine Multi-Drug Confirmatory Analysis by LCMS-QQQ—Panel 1

---

### Methanol External Control Solution (Lot: 031820)

*100 ul of 1mg/mL stock was added to each drug to 9700 ul of LC MeOH.*

<i>Component</i>	<i>Source</i>	<i>Source Lot Number</i>	<i>Expiration Date</i>
Methanol (LCMS)	Fisher	193068	
O-desmethyl Tramadol	Cerilliant	FN01241702	04/30/2022
Amphetamine	Cerilliant	FE04061701	06/30/2022
Alprazolam	Cerilliant	FE07061604	07/31/2021
Prepared: 03/18/20			
Prepared By: Sarah Pickle			
Expires: 03/18/21			

### Urine External Control Solution (Lot: WS052220)

*200 ul of methanol external control solution was added to 9800 ul of urine.*

*Approximately 100ng/mL of each compound.*

<i>Component</i>	<i>Source</i>	<i>Source Lot Number</i>
Negative Urine	Pocatello Lab	POC031319
Methanol External Control Solution		031820
Prepared:	05/22/20	
Prepared by:	Celena Shrum	
Expires:	03/18/21	

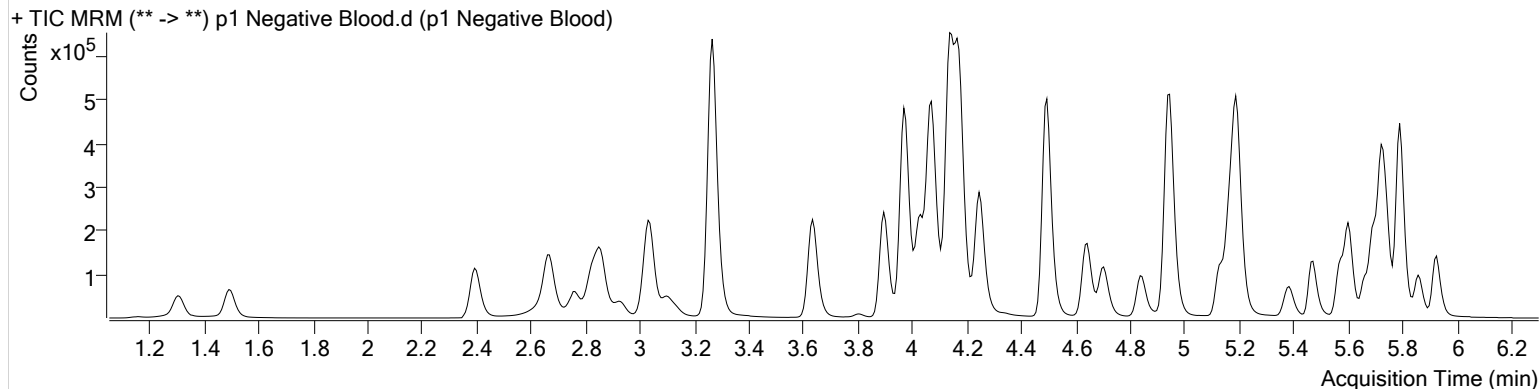
# AM #28 Multi-Drug Quant. Results



**Batch results** D:\MassHunter\Data\2020\AM 27-28\AM 27 28 052720 CS\QuantResults\AM 28.batch.bin  
**Calibration Last Update** 5/29/2020 7:38:06 AM

<b>Instrument</b>	Falco	<b>Data File</b>	p1 Negative Blood.d
<b>Type</b>	Sample	<b>Sample</b>	p1 Negative Blood
<b>Acq. Method</b>	MDQ P1 01112020.m	<b>Operator</b>	Celena Shrum
<b>Sample Position</b>	P5-G7	<b>Comment</b>	
<b>Injection Volume</b>	2		
<b>Acq. Date-Time</b>	5/28/2020 1:19:49 AM		
<b>Sample Info.</b>			

## Sample Chromatogram



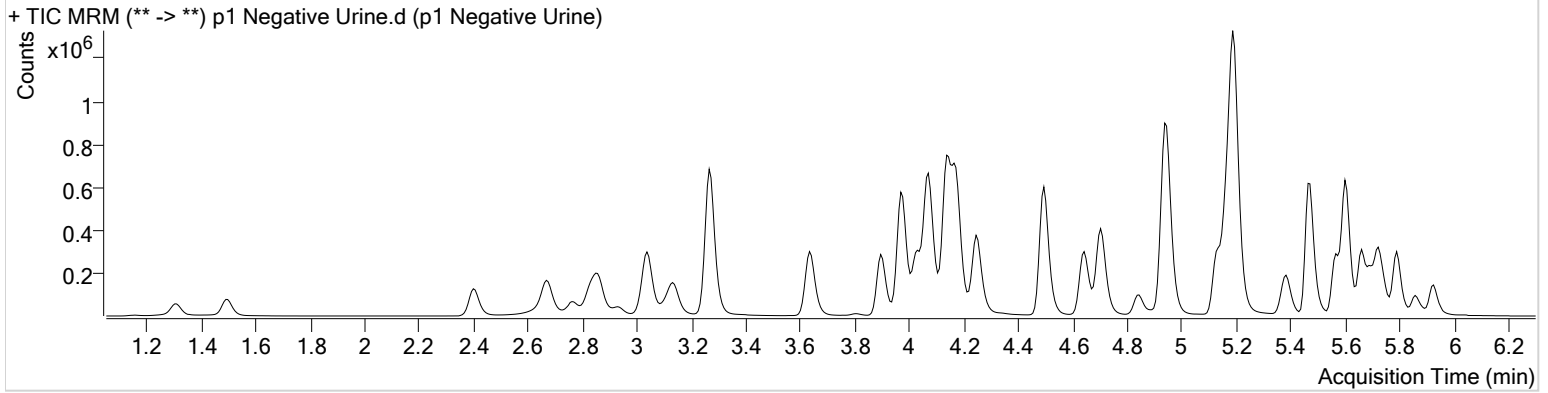
# AM #28 Multi-Drug Quant. Results



**Batch results** D:\MassHunter\Data\2020\AM 27-28\AM 27 28 052720 CS\QuantResults\AM 28.batch.bin  
**Calibration Last Update** 5/29/2020 7:38:06 AM

<b>Instrument</b>	Falco	<b>Data File</b>	p1 Negative Urine.d
<b>Type</b>	Sample	<b>Sample</b>	p1 Negative Urine
<b>Acq. Method</b>	MDQ P1 01112020.m	<b>Operator</b>	Celena Shrum
<b>Sample Position</b>	P5-H7	<b>Comment</b>	
<b>Injection Volume</b>	2		
<b>Acq. Date-Time</b>	5/28/2020 1:30:25 AM		
<b>Sample Info.</b>			

## Sample Chromatogram



# AM #28 Multi-Drug Quant. Results

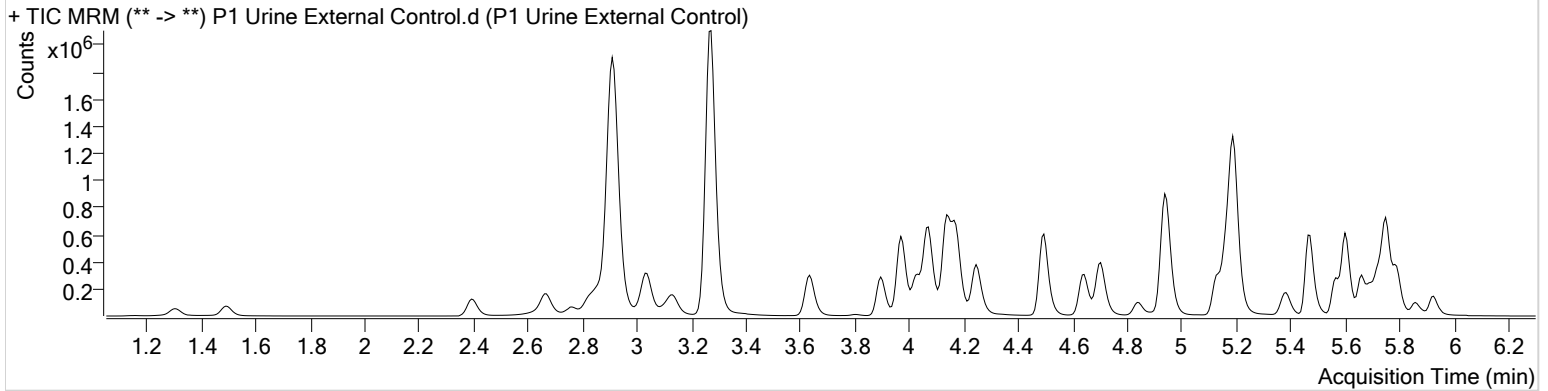


**Batch results** D:\MassHunter\Data\2020\AM 27-28\AM 27 28 052720 CS\QuantResults\AM 28.batch.bin  
**Calibration Last Update** 5/29/2020 7:38:06 AM

<b>Instrument</b>	Falco	<b>Data File</b>	P1 Urine External Control.d
<b>Type</b>	Sample	<b>Sample</b>	P1 Urine External Control
<b>Acq. Method</b>	MDQ P1 01112020.m	<b>Operator</b>	Celena Shrum
<b>Sample Position</b>	P5-A6	<b>Comment</b>	
<b>Injection Volume</b>	2		
<b>Acq. Date-Time</b>	5/28/2020 1:41:00 AM		

**Sample Info.**

## Sample Chromatogram



Name	RT	Resp.	S/N	Ratio	S/N	ISTD Resp.	Final Conc.
Alprazolam	5.750	684338	∞	105.5	∞	162462	110.8324 ng/ml
Amphetamine	2.914	3848605	41558.86	53.5	41657.33	398459	123.7246 ng/ml
O-desmethyl-tramadol	3.274	3819631	11574.22	6.0	2696.61	1624567	127.2229 ng/ml

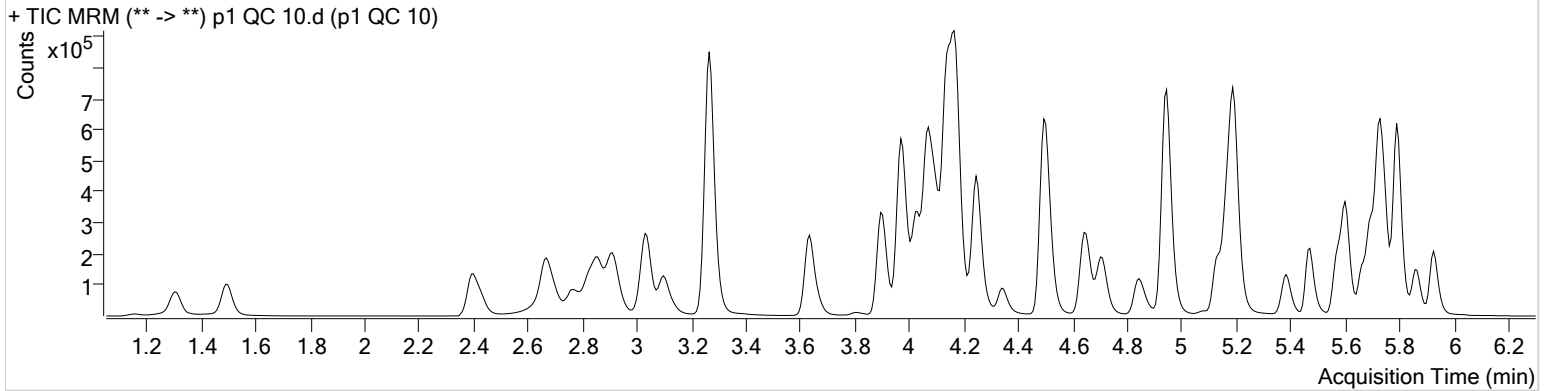
# AM #28 Multi-Drug Quant. Results



**Batch results** D:\MassHunter\Data\2020\AM 27-28\AM 27 28 052720 CS\QuantResults\AM 28.batch.bin  
**Calibration Last Update** 5/29/2020 7:38:06 AM

<b>Instrument</b>	Falco	<b>Data File</b>	p1 QC 10.d
<b>Type</b>	QC	<b>Sample</b>	p1 QC 10
<b>Acq. Method</b>	MDQ P1 01112020.m	<b>Operator</b>	Celena Shrum
<b>Sample Position</b>	P5-A7	<b>Comment</b>	
<b>Injection Volume</b>	2		
<b>Acq. Date-Time</b>	5/27/2020 11:44:27 PM		

## Sample Chromatogram



Name	RT	Resp.	S/N	Ratio	S/N	ISTD Resp.	Final Conc.
6-MAM	3.029	3104	298.12	71.9	574.76	71090	1.0218 ng/ml
7-aminoclonazepam	3.996	66460	636.83	82.6	∞	282994	9.9072 ng/ml
a-hydroxyalprazolam	5.674	25069	179.04	59.0	595.31	63564	9.6839 ng/ml
alpha-PVP	4.257	174486	2509.84	52.0	1624.77	779247	9.9754 ng/ml
Alprazolam	5.750	97809	458.74	103.2	635.10	259752	10.5636 ng/ml
Amphetamine	2.914	328191	6400.71	51.6	2881.51	351730	10.5984 ng/ml
Benzoylcegonine	3.833	6077	468.48	7.9	32.16	22477	9.3270 ng/ml
Buprenorphine	5.402	3209	∞	17.0	∞	110301	1.0848 ng/ml
Bupropion	4.659	150354	2052.30	59.8	657.79	531893	10.1903 ng/ml
Carisoprodol	5.706	97014	1165.36	52.5	373.12	430959	10.8120 ng/ml
Citalopram	5.135	79658	1010.49	41.5	788.01	341040	10.4990 ng/ml
Clonazepam	5.587	118814	3137.66	33.1	816.30	144929	9.9081 ng/ml
Cocaine	4.170	168373	46013.31	45.6	4946.48	1319500	9.7372 ng/ml
Codeine	2.436	20695	4250.19	104.0	4034.14	92345	10.6389 ng/ml
Cyclobenzaprine	5.570	42764	∞	9.7	93.54	150171	11.1420 ng/ml
Dextromethorphan	5.171	39715	1462.16	79.6	403.05	169557	10.9314 ng/ml
Dextrorphan	4.031	46957	916.22	208.9	7406.30	570271	10.4854 ng/ml
Diazepam	5.935	69267	626.06	86.7	678.11	312639	10.4166 ng/ml
Dihydrocodeine	2.427	51914	552.49	65.2	784.59	273624	9.5567 ng/ml
Diphenhydramine	5.199	187525	8057.66	33.4	547.07	1218241	10.7074 ng/ml
Doxylamine	4.098	340971	10759.66	99.4	5779.25	1480731	9.0036 ng/ml
EDDP	5.170	90003	345.78	42.9	359.66	472422	10.2797 ng/ml
Fentanyl	4.945	4514	1204.47	69.0	137.92	212595	1.2052 ng/ml
Fluoxetine	5.669	47639	756.02	8.4	∞	164923	11.6920 ng/ml
Hydrocodone	2.884	65574	574.63	38.3	6552.60	399433	10.0148 ng/ml
Hydromorphone	1.500	53658	5411.86	78.2	3651.45	189548	10.7867 ng/ml
Ketamine	3.912	153948	2005.52	38.8	678.87	684686	10.1014 ng/ml
Lamotrigine	4.148	11804	4156.08	78.0	828.99	684686	9.5841 ng/ml
Lorazepam	5.728	97425	1010.28	58.1	846.57	144929	10.2139 ng/ml
Meprobamate	4.868	51738	37587.67	26.1	886.01	276827	9.8435 ng/ml
Methadone	5.608	103215	2295.26	53.6	355.48	471585	10.7591 ng/ml
Methamphetamine	3.101	226961	3024.38	41.7	1054.20	704794	11.0088 ng/ml
Metoprolol	4.239	27707	6091.58	98.8	1376.44	1671117	10.5840 ng/ml



# AM #28 Multi-Drug Quant. Results



Name	RT	Resp.	S/N	Ratio	S/N	ISTD Resp.	Final Conc.
Mirtazapine	4.341	136451	3672.28	48.7	1277.69	779247	10.6468 ng/ml
Mitragynine	5.078	18310	1483.72	39.1	904.57	471585	11.1767 ng/ml
Morphine	1.160	7935	706.61	23.0	71.45	8528	10.3114 ng/ml
Norbuprenorphine	4.896	372	26.87	86.3	∞	15784	1.0760 ng/ml
Nordiazepam	5.868	67442	876.29	56.6	3166.46	204073	10.6023 ng/ml
Norfentanyl	3.993	25805	819.46	38.0	147.55	1110051	1.0357 ng/ml
Norhydrocodone	2.952	7114	∞	44.9	62.21	78259	9.0401 ng/ml
Noroxycodone	2.783	63460	2144.84	48.2	538.76	208601	10.1091 ng/ml
O-desmethyl-tramadol	3.274	345016	3366.94	6.0	495.51	1827715	10.0560 ng/ml
Oxazepam	5.731	117127	∞	71.0	∞	672051	10.6196 ng/ml
Oxycodone	2.693	129703	1369.85	31.4	861.72	592990	10.3787 ng/ml
Oxymorphone	1.310	50018	1656.07	48.0	344.82	186745	9.9632 ng/ml
Phentermine	3.671	58942	867.48	3.1	103.70	679135	10.8613 ng/ml
Promethazine	5.474	91132	455.47	31.3	903.14	372065	11.1880 ng/ml
Quetiapine	5.383	73871	5407.66	60.6	13102.32	95745	10.4403 ng/ml
Sertraline	5.730	24581	267.71	88.7	1202.68	89596	11.7079 ng/ml
Temazepam	5.798	199031	348.58	30.6	366.33	1046926	10.2519 ng/ml
Tramadol	4.153	351257	2725.11	3.5	159.15	1671117	10.5382 ng/ml
Trazodone	4.715	82585	1223.27	78.7	3301.60	334751	10.7725 ng/ml
Venlafaxine	4.946	257348	2773.66	36.9	510.53	1330380	10.1390 ng/ml
Zolpidem	4.507	310418	6052.70	30.9	2435.84	1382699	10.3845 ng/ml

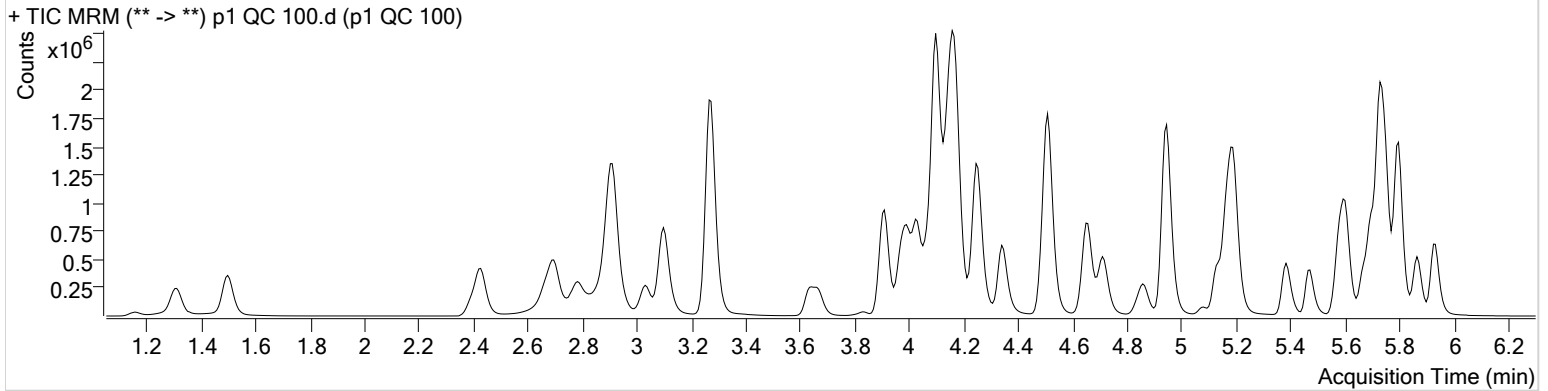
# AM #28 Multi-Drug Quant. Results



**Batch results** D:\MassHunter\Data\2020\AM 27-28\AM 27 28 052720 CS\QuantResults\AM 28.batch.bin  
**Calibration Last Update** 5/29/2020 7:38:06 AM

<b>Instrument</b>	Falco	<b>Data File</b>	p1 QC 100.d
<b>Type</b>	QC	<b>Sample</b>	p1 QC 100
<b>Acq. Method</b>	MDQ P1 01112020.m	<b>Operator</b>	Celena Shrum
<b>Sample Position</b>	P5-B7	<b>Comment</b>	
<b>Injection Volume</b>	2		
<b>Acq. Date-Time</b>	5/28/2020 12:05:38 AM		

## Sample Chromatogram



Name	RT	Resp.	S/N	Ratio	S/N	ISTD Resp.	Final Conc.
6-MAM	3.029	29480	∞	70.0	498.32	69599	10.0720 ng/ml
7-aminoclonazepam	3.996	609382	979.09	83.4	849.48	269370	104.1499 ng/ml
a-hydroxyalprazolam	5.674	221947	1366.98	63.9	1685.80	57473	99.3677 ng/ml
alpha-PVP	4.257	1491986	4480.40	51.3	9396.15	676600	94.6483 ng/ml
Alprazolam	5.750	830907	1154.18	106.2	∞	230784	94.8360 ng/ml
Amphetamine	2.914	2507705	57340.56	51.7	∞	313681	102.1476 ng/ml
Benzoylcegonine	3.833	57638	1650.74	7.7	1144.53	21255	97.5266 ng/ml
Buprenorphine	5.402	20625	791.27	16.2	277.92	80943	9.6641 ng/ml
Bupropion	4.659	1169859	2388.87	58.8	∞	429116	99.4419 ng/ml
Carisoprodol	5.706	802801	900790.42	55.7	1352.07	398627	100.7212 ng/ml
Citalopram	5.128	565616	2153.03	42.7	1527.15	256851	98.1555 ng/ml
Clonazepam	5.580	1066231	55176.60	33.0	591758.26	134235	101.7246 ng/ml
Cocaine	4.170	1499405	80207.93	44.9	74197.34	1170805	94.8462 ng/ml
Codeine	2.429	180215	1430.11	102.7	540.98	86522	108.8462 ng/ml
Cyclobenzaprine	5.570	234798	1884.76	9.3	410.84	95307	97.4273 ng/ml
Dextromethorphan	5.171	258195	6936.73	80.0	46263.30	123367	97.6393 ng/ml
Dextrorphan	4.031	396541	4329.80	212.3	1885.77	498312	100.4167 ng/ml
Diazepam	5.935	609462	1727.92	86.8	1419.32	285761	102.3127 ng/ml
Dihydrocodeine	2.427	463328	6657.96	65.7	6487.93	260732	111.9474 ng/ml
Diphenhydramine	5.199	1350672	1545.66	33.1	8884.29	935105	96.1648 ng/ml
Doxylamine	4.098	3171412	280344.94	97.1	150988.65	1377183	107.4558 ng/ml
EDDP	5.170	832934	1387.36	42.8	715.51	460297	97.2481 ng/ml
Fentanyl	4.945	24345	366.21	67.2	626.22	134749	10.3895 ng/ml
Fluoxetine	5.669	234433	30588.09	8.8	1130.44	95313	107.5616 ng/ml
Hydrocodone	2.884	593521	903.64	39.5	1005.62	381956	101.0970 ng/ml
Hydromorphone	1.500	450738	3697.06	76.9	12205.29	183319	100.8083 ng/ml
Ketamine	3.912	1367996	46435.31	39.0	4474.58	636160	101.5208 ng/ml
Lamotrigine	4.148	97778	11810.76	79.4	1135.83	636160	103.6212 ng/ml
Lorazepam	5.728	789913	4782.23	56.2	4852.31	134235	100.9510 ng/ml
Meprobamate	4.868	468782	26751.05	26.5	7463.76	252903	107.8085 ng/ml
Methadone	5.608	704450	1260365.43	52.7	6538.78	344317	98.0008 ng/ml
Methamphetamine	3.101	1553632	7612.79	42.2	5306.15	620251	107.1403 ng/ml
Metoprolol	4.239	239441	2730.61	96.5	5134.27	1510396	109.2870 ng/ml

# AM #28 Multi-Drug Quant. Results



Name	RT	Resp.	S/N	Ratio	S/N	ISTD Resp.	Final Conc.
Mirtazapine	4.341	1041044	10587.73	48.4	3841.28	676600	89.0423 ng/ml
Mitragynine	5.078	121469	32431.96	38.6	219935.36	344317	104.1583 ng/ml
Morphine	1.160	71458	1120.64	24.0	443.92	8178	98.3494 ng/ml
Norbuprenorphine	4.896	2107	58.24	87.8	141.77	11508	9.2518 ng/ml
Nordiazepam	5.868	583653	∞	57.7	33554.01	192481	100.9556 ng/ml
Norfentanyl	3.993	220153	948.31	37.6	4913.28	998991	10.5033 ng/ml
Norhydrocodone	2.959	64252	762.96	42.2	414.36	66356	90.7478 ng/ml
Noroxycodone	2.783	556221	77199.80	48.7	2516.30	188332	101.8529 ng/ml
O-desmethyl-tramadol	3.274	3183981	16604.34	6.0	6294.52	1719461	100.1615 ng/ml
Oxazepam	5.731	946800	38514.62	71.8	3913.38	578258	104.3012 ng/ml
Oxycodone	2.693	1188822	3953.05	31.7	3831.56	559245	104.9565 ng/ml
Oxymorphone	1.310	456612	∞	48.8	1388.23	180083	98.8918 ng/ml
Phentermine	3.671	468905	17797.90	3.0	685.06	608540	105.1533 ng/ml
Promethazine	5.474	522690	1191.23	31.3	498.26	243629	96.1589 ng/ml
Quetiapine	5.383	583530	5079.89	60.8	1733.44	77428	103.1066 ng/ml
Sertraline	5.730	108968	1590.90	88.7	2438.81	46783	100.4859 ng/ml
Temazepam	5.798	1806391	2697.74	29.4	2513.70	977725	99.0021 ng/ml
Tramadol	4.153	3051805	21869.53	3.3	934.69	1510396	108.2862 ng/ml
Trazodone	4.715	573583	35963.74	79.0	3634.24	254130	96.0309 ng/ml
Venlafaxine	4.946	2241135	3929.28	35.9	1942.33	1177067	95.5488 ng/ml
Zolpidem	4.507	2850126	285244.90	30.1	8062.33	1318718	104.3197 ng/ml

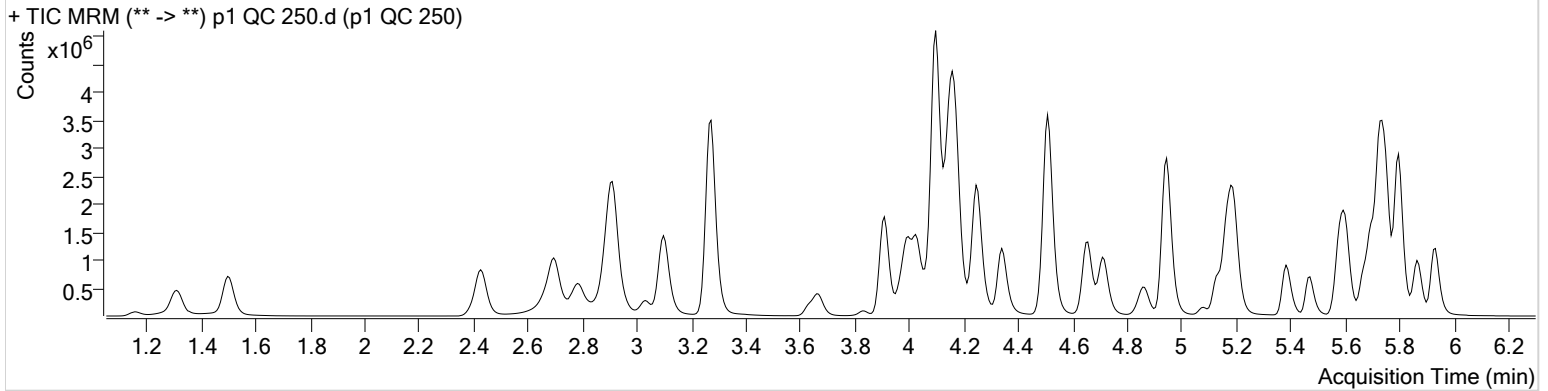
# AM #28 Multi-Drug Quant. Results



**Batch results** D:\MassHunter\Data\2020\AM 27-28\AM 27 28 052720 CS\QuantResults\AM 28.batch.bin  
**Calibration Last Update** 5/29/2020 7:38:06 AM

<b>Instrument</b>	Falco	<b>Data File</b>	p1 QC 250.d
<b>Type</b>	QC	<b>Sample</b>	p1 QC 250
<b>Acq. Method</b>	MDQ P1 01112020.m	<b>Operator</b>	Celena Shrum
<b>Sample Position</b>	P5-C7	<b>Comment</b>	
<b>Injection Volume</b>	2		
<b>Acq. Date-Time</b>	5/28/2020 12:26:50 AM		

## Sample Chromatogram



Name	RT	Resp.	S/N	Ratio	S/N	ISTD Resp.	Final Conc.
6-MAM	3.029	71540	1016.91	70.4	559.95	65758	25.8983 ng/ml
7-aminoclonazepam	3.996	1383849	24903.70	83.8	1396.83	255250	251.0083 ng/ml
a-hydroxyalprazolam	5.674	497868	925.37	64.2	1200.59	51948	247.3746 ng/ml
alpha-PVP	4.257	2977797	∞	50.6	28827.01	523240	243.6312 ng/ml
Alprazolam	5.750	1858336	1466.31	103.6	6676.52	196722	247.6582 ng/ml
Amphetamine	2.914	4533989	78103.38	51.5	306157.87	256598	227.5841 ng/ml
Benzoylcegonine	3.833	156574	13898.78	7.8	872.23	21462	263.1126 ng/ml
Buprenorphine	5.402	38545	2404.88	15.9	287.81	58208	25.1493 ng/ml
Bupropion	4.659	2065897	3931.18	59.0	15689.99	300785	250.7366 ng/ml
Carisoprodol	5.706	1749636	102606.02	53.8	29999.45	337123	260.3526 ng/ml
Citalopram	5.128	1063589	11010.32	41.9	3730.35	191787	247.0391 ng/ml
Clonazepam	5.587	2321798	41227.97	32.8	2686.01	117974	253.0173 ng/ml
Cocaine	4.170	3088956	214170.68	44.9	84976.55	951127	240.0350 ng/ml
Codeine	2.436	365845	5908.03	103.8	604.98	77858	247.0613 ng/ml
Cyclobenzaprine	5.570	485523	2474.43	9.8	1289.47	77634	247.5339 ng/ml
Dextromethorphan	5.171	473199	2175.47	79.1	7344.15	88720	248.8188 ng/ml
Dextrorphan	4.031	784875	3277.52	211.3	5539.46	387947	255.1352 ng/ml
Diazepam	5.935	1329144	9638.39	87.1	1458.08	251275	254.1012 ng/ml
Dihydrocodeine	2.427	1006731	4630.49	65.8	2989.22	246163	261.1284 ng/ml
Diphenhydramine	5.199	2529967	2650.87	33.0	2157.75	680962	246.5461 ng/ml
Doxylamine	4.098	6710543	153870.62	95.8	390359.90	1148637	275.5854 ng/ml
EDDP	5.170	1747279	1447.41	42.4	1722.44	377783	248.4864 ng/ml
Fentanyl	4.945	48285	1273.97	65.3	144005.30	106994	25.9790 ng/ml
Fluoxetine	5.669	462126	9865.48	8.7	4772.51	78285	259.6397 ng/ml
Hydrocodone	2.884	1138877	2271.67	44.6	844.12	336148	221.3047 ng/ml
Hydromorphone	1.500	1022955	4671.29	77.4	7600.91	157995	266.9683 ng/ml
Ketamine	3.912	2990285	175509.59	38.4	1090.70	553572	255.8877 ng/ml
Lamotrigine	4.141	201181	17670.02	79.7	12642.22	553572	248.1447 ng/ml
Lorazepam	5.728	1390249	∞	57.1	∞	117974	203.6546 ng/ml
Meprobamate	4.868	1025548	81511.68	26.0	16147.18	232765	257.8286 ng/ml
Methadone	5.608	1319139	6091.38	53.1	20779.72	257007	245.3925 ng/ml
Methamphetamine	3.101	2930363	4872.76	42.1	9593.07	495719	257.1628 ng/ml
Metoprolol	4.239	470214	9073.58	95.6	1727.83	1268790	256.7490 ng/ml

# AM #28 Multi-Drug Quant. Results



Name	RT	Resp.	S/N	Ratio	S/N	ISTD Resp.	Final Conc.
Mirtazapine	4.341	2016747	15267.99	48.4	7662.30	523240	222.1823 ng/ml
Mitragynine	5.078	241213	19074.78	39.2	31346.40	257007	277.6394 ng/ml
Morphine	1.160	170664	4439.31	24.0	2111.52	7565	254.2126 ng/ml
Norbuprenorphine	4.896	4052	186.59	86.0	477.06	8048	25.6718 ng/ml
Nordiazepam	5.868	1264694	9886.19	57.9	2154.73	161813	260.9264 ng/ml
Norfentanyl	3.993	428374	4022.43	37.4	753.01	834361	24.5774 ng/ml
Norhydrocodone	2.959	134939	882.24	42.2	223.41	48250	261.0186 ng/ml
Noroxycodone	2.783	1194902	4609.94	49.1	1863.39	162539	254.1627 ng/ml
O-desmethyl-tramadol	3.274	7390404	10559.01	5.8	20748.10	1534864	260.7236 ng/ml
Oxazepam	5.731	1824974	44918.92	69.1	∞	455814	255.8286 ng/ml
Oxycodone	2.693	2752979	3242.13	31.5	5267.16	519397	262.3964 ng/ml
Oxymorphone	1.310	1024781	∞	49.5	∞	155008	258.7165 ng/ml
Phentermine	3.671	943211	∞	2.9	904.97	487776	265.5568 ng/ml
Promethazine	5.474	1075944	2226.69	30.6	1437.85	193627	248.6797 ng/ml
Quetiapine	5.383	1254517	73485.02	60.0	3090.21	66707	257.4841 ng/ml
Sertraline	5.730	196664	1888.71	93.3	3008.97	34865	243.5534 ng/ml
Temazepam	5.798	4121681	2122.91	29.5	4070.79	867913	254.3632 ng/ml
Tramadol	4.153	6350940	7228.91	3.3	1574.31	1268790	269.4578 ng/ml
Trazodone	4.715	1313466	10700.13	78.7	137468.87	226237	246.5301 ng/ml
Venlafaxine	4.946	4595982	9460.07	35.8	∞	925524	248.4281 ng/ml
Zolpidem	4.507	6603495	65334.41	29.4	148808.65	1216545	262.7608 ng/ml

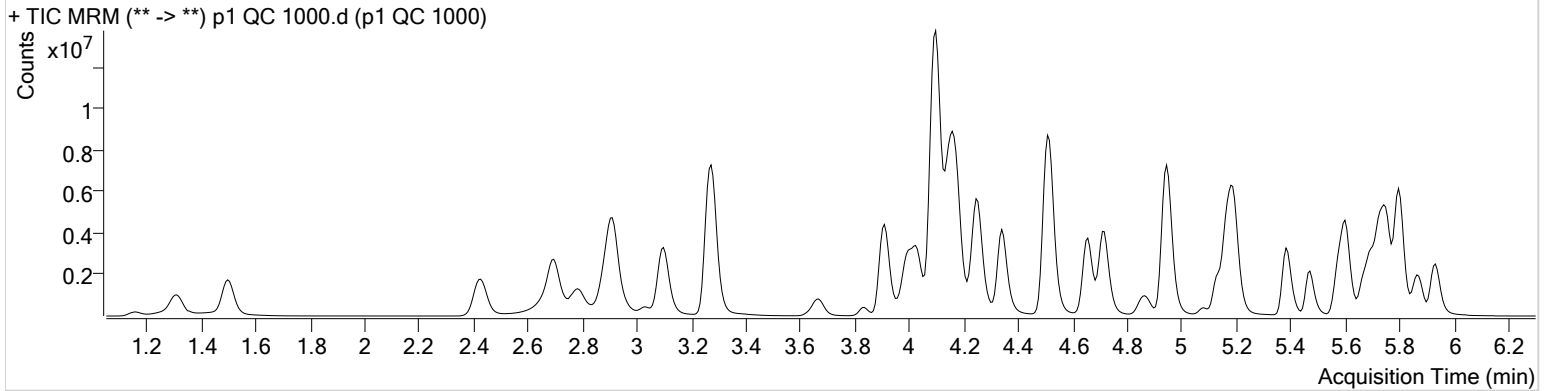
# AM #28 Multi-Drug Quant. Results



**Batch results** D:\MassHunter\Data\2020\AM 27-28\AM 27 28 052720 CS\QuantResults\AM 28.batch.bin  
**Calibration Last Update** 5/29/2020 7:38:06 AM

<b>Instrument</b>	Falco	<b>Data File</b>	p1 QC 1000.d
<b>Type</b>	QC	<b>Sample</b>	p1 QC 1000
<b>Acq. Method</b>	MDQ P1 01112020.m	<b>Operator</b>	Celena Shrum
<b>Sample Position</b>	P5-D7	<b>Comment</b>	
<b>Injection Volume</b>	2		
<b>Acq. Date-Time</b>	5/28/2020 12:48:02 AM		

## Sample Chromatogram



Name	RT	Resp.	S/N	Ratio	S/N	ISTD Resp.	Final Conc.
6-MAM	3.029	257856	55362.98	70.9	5085.89	60496	101.5198 ng/ml
7-aminoclonazepam	3.996	3637022	20368.59	82.9	∞	211358	798.8905 ng/ml
a-hydroxyalprazolam	5.674	1308969	∞	61.0	119.83	35326	957.8793 ng/ml
alpha-PVP	4.257	8475282	19382.92	50.4	3552.73	361931	1001.1975 ng/ml
Alprazolam	5.750	4644664	859.32	105.0	669.24	120194	1010.8772 ng/ml
<del>Amphetamine</del>	<del>2.914</del>	<del>8823151</del>	<del>182871.46</del>	<del>54.3</del>	<del>80888.37</del>	<del>196631</del>	<del>580.2531 ng/ml*</del>
<del>Benzoylcegonine</del>	<del>3.833</del>	<del>739716</del>	<del>37022.54</del>	<del>7.8</del>	<del>6308.61</del>	<del>19737</del>	<del>1353.5531 ng/ml*</del>
Buprenorphine	5.402	110368	4167.23	16.2	450.66	39006	107.5301 ng/ml
Bupropion	4.659	6150376	6334.70	58.3	101116.33	226960	989.6705 ng/ml
Carisoprodol	5.706	3634988	221063.84	53.8	26937.67	193895	941.7694 ng/ml
Citalopram	5.135	3117041	3248.37	41.2	5249.72	139474	995.2420 ng/ml
Clonazepam	5.587	5185267	153636.69	32.6	∞	71765	930.6663 ng/ml
Cocaine	4.170	8180947	310174.10	43.0	136736.76	609772	990.6035 ng/ml
<del>Codeine</del>	<del>2.436</del>	<del>832753</del>	<del>27099.37</del>	<del>103.4</del>	<del>24729.75</del>	<del>60533</del>	<del>725.6370 ng/ml*</del>
Cyclobenzaprine	5.570	1444601	3380.72	9.6	855.35	55893	1023.4059 ng/ml
Dextromethorphan	5.164	1280547	22624.25	78.3	1521.21	59832	998.4240 ng/ml
Dextrorphan	4.031	2079165	∞	213.3	37809.06	250738	1045.3814 ng/ml
Diazepam	5.935	3277592	6571.52	86.4	∞	161512	975.5151 ng/ml
<del>Dihydrocodeine</del>	<del>2.421</del>	<del>2640671</del>	<del>∞</del>	<del>66.0</del>	<del>2369.77</del>	<del>212814</del>	<del>797.7332 ng/ml*</del>
Diphenhydramine	5.199	7465723	281634.93	32.4	14340.26	487811	1014.0046 ng/ml
Doxylamine	4.098	20518252	265609.64	98.1	391979.03	1068483	910.2707 ng/ml
EDDP	5.170	6273395	∞	41.5	2676.94	327647	1028.5337 ng/ml
Fentanyl	4.952	120485	531.73	70.9	1493.01	72235	96.0658 ng/ml
Fluoxetine	5.669	1157812	∞	8.8	1362.79	51153	998.5594 ng/ml
Hydrocodone	2.884	3667734	16459.67	39.8	∞	282144	851.2354 ng/ml
Hydromorphone	1.500	2871495	4548.76	76.8	5597.81	130155	911.9240 ng/ml
Ketamine	3.912	8793229	1037889.94	37.5	44363.00	442353	943.1887 ng/ml
<del>Lamotrigine</del>	<del>4.134</del>	<del>361112</del>	<del>14282.96</del>	<del>79.0</del>	<del>∞</del>	<del>442353</del>	<del>560.2616 ng/ml*</del>
<del>Lorazepam</del>	<del>5.722</del>	<del>1635893</del>	<del>∞</del>	<del>57.0</del>	<del>3772.57</del>	<del>71765</del>	<del>395.3318 ng/ml*</del>
Meprobamate	4.868	2331439	8354.83	25.6	26684.52	169730	806.2372 ng/ml
Methadone	5.608	4096878	2192.00	51.7	1915.94	195434	1001.2812 ng/ml
Methamphetamine	3.101	7272071	68180.78	41.3	42127.84	369582	863.3799 ng/ml
Metoprolol	4.233	1107718	∞	96.8	∞	886907	867.5132 ng/ml

# AM #28 Multi-Drug Quant. Results



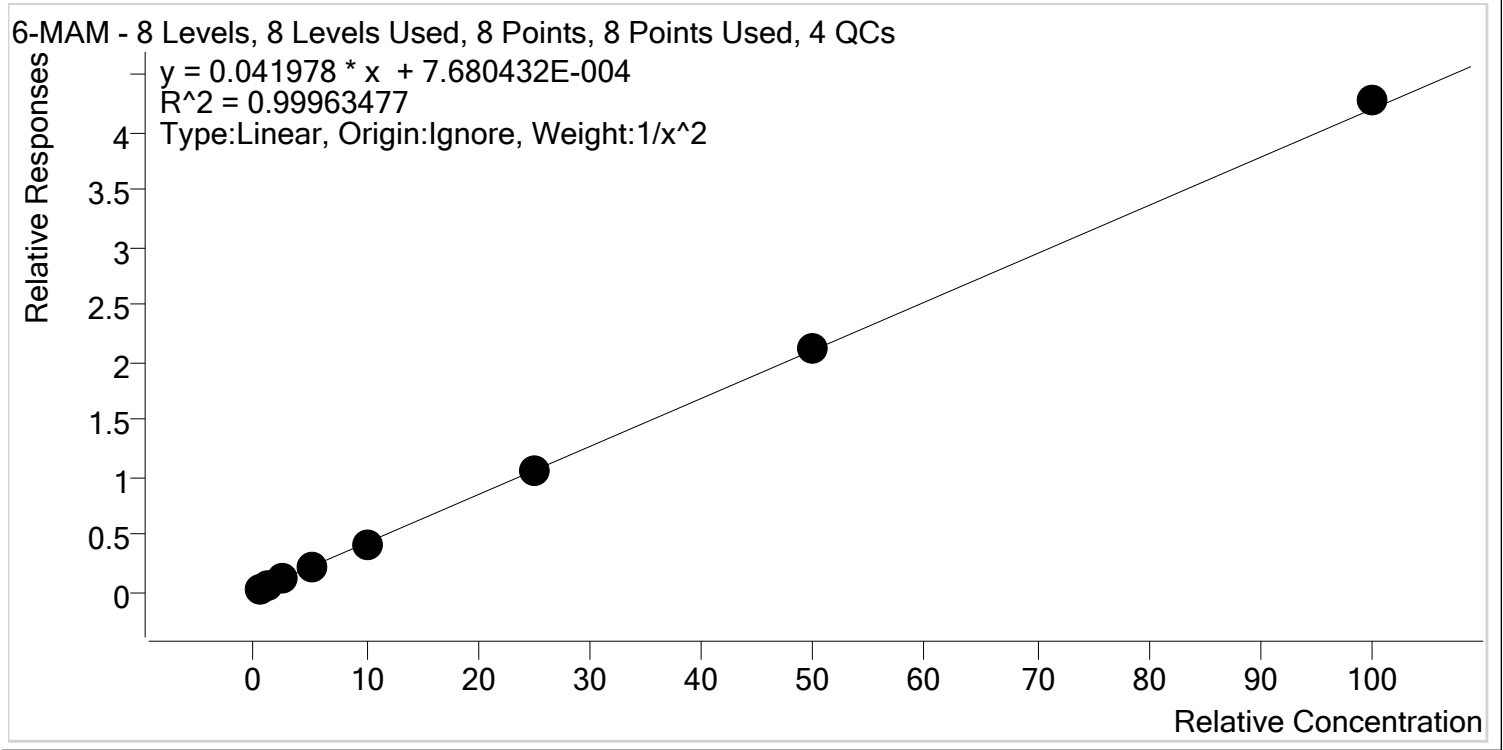
Name	RT	Resp.	S/N	Ratio	S/N	ISTD Resp.	Final Conc.
Mirtazapine	4.341	7153017	17613.57	47.9	2211.75	361931	1136.8684 ng/ml
Mitragynine	5.078	600546	179373.45	38.5	39470.26	195434	909.7469 ng/ml
Morphine	1.160	488242	14812.11	24.1	2106.87	5558	990.3399 ng/ml
Norbuprenorphine	4.896	11200	677.48	86.2	593.96	5372	106.7258 ng/ml
Nordiazepam	5.868	2998105	∞	57.3	16447.38	101549	986.8815 ng/ml
<del>Norfentanyl</del>	<del>3.993</del>	<del>944112</del>	<del>11298.30</del>	<del>37.6</del>	<del>640.73</del>	<del>662172</del>	<del>68.3961 ng/ml*</del>
Norhydrocodone	2.959	401314	244.24	42.5	121.19	33261	1124.1959 ng/ml
Noroxycodone	2.783	2880759	1836.45	49.1	1586.05	107505	927.5599 ng/ml
O-desmethyl-tramadol	3.274	19903456	476244.23	5.9	2373.04	1061631	1015.6642 ng/ml
Oxazepam	5.731	2365488	57267.09	73.1	2391.50	171593	882.1674 ng/ml
Oxycodone	2.693	8683485	6125.12	30.9	10462.86	439336	979.7597 ng/ml
Oxymorphone	1.310	2782394	∞	47.5	2843.75	108044	1009.3414 ng/ml
Phentermine	3.671	2333340	∞	2.8	5057.02	387448	829.3965 ng/ml
Promethazine	5.474	3689954	178898.94	30.6	4554.09	162131	1017.7938 ng/ml
Quetiapine	5.383	4922306	2965.78	59.1	7871.91	61458	1096.9801 ng/ml
Sertraline	5.730	518790	60661.94	90.3	5330.48	23612	949.1152 ng/ml
Temazepam	5.798	10713631	68670.41	28.3	42407.93	557643	1028.8294 ng/ml
Tramadol	4.153	15535233	4102.28	3.3	1153.37	886907	944.9635 ng/ml
Trazodone	4.715	5718296	217238.50	79.1	8678.33	239970	1010.9086 ng/ml
Venlafaxine	4.946	14269164	∞	35.4	4679.66	703733	1012.8988 ng/ml
Zolpidem	4.507	18944182	772066.07	30.5	19063.11	1012061	907.3496 ng/ml

\*Outside curve range



# AM #28 Multi-Drug Quant. Calibration Curve Report

**Batch results** D:\MassHunter\Data\2020\AM 27-28\AM 27 28 052720 CS\QuantResults\AM 28.batch.bin  
**Last Cal. Update** 5/29/2020 7:38 AM  
**Analyst Name** ISP\Datastor  
**Analyte** 6-MAM **Internal Standard** 6-MAM-D6



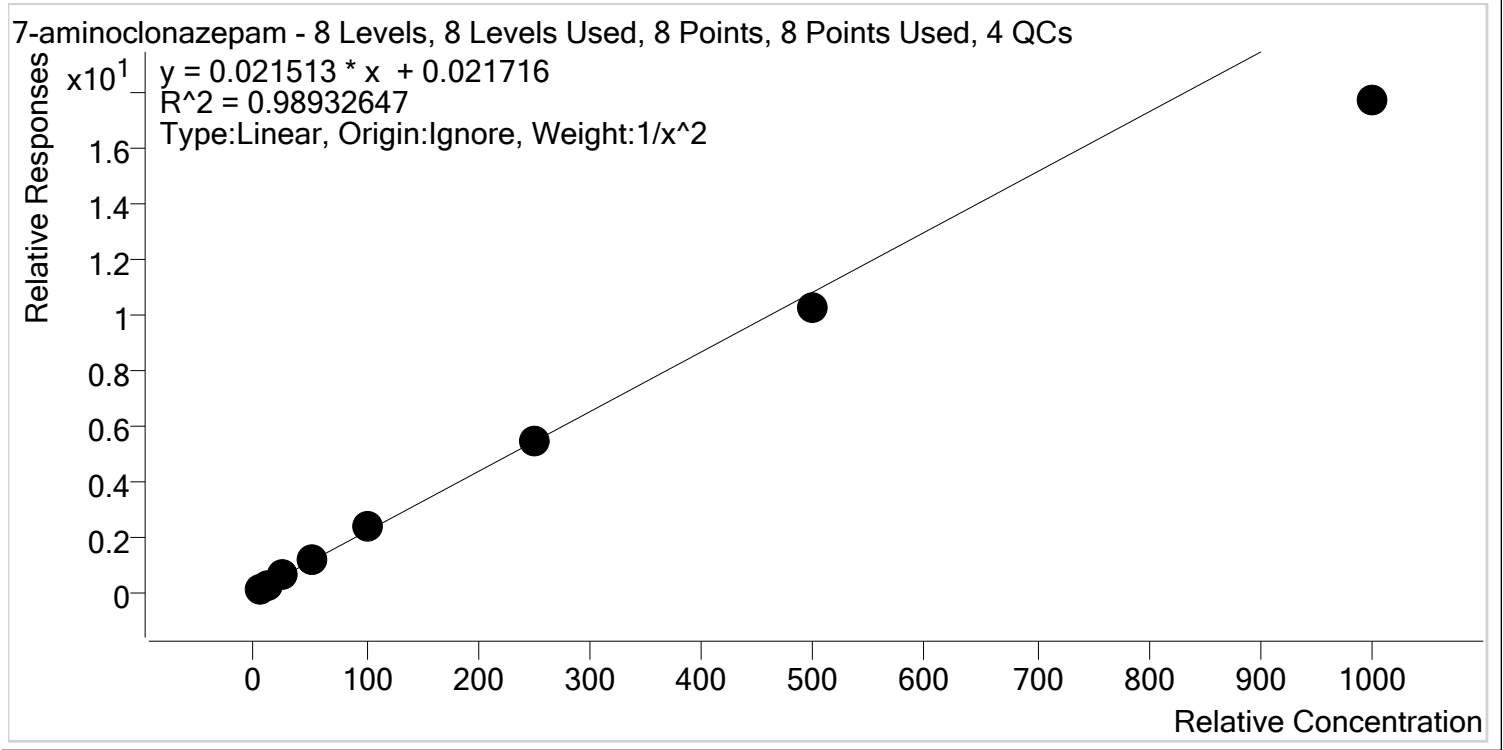
Sample	Level	Enabled	Expected Concentration	Final Concentration	Accuracy
p1 Cal 1-5ng	1	✓	0.5	0.5	99.6
p1 Cal 2- 10ng	2	✓	1.0	1.0	101.6
p1 Cal 3 -25ng	3	✓	2.5	2.4	97.7
p1 Cal 4-50ng	4	✓	5.0	5.1	101.6
p1 Cal 5-100ng	5	✓	10.0	9.8	98.4
p1 Cal 6-250ng	6	✓	25.0	24.6	98.5
p1 Cal 7-500ng	7	✓	50.0	50.5	100.9
p1 Cal 8-1000ng	8	✓	100.0	101.8	101.8





# AM #28 Multi-Drug Quant. Calibration Curve Report

**Batch results** D:\MassHunter\Data\2020\AM 27-28\AM 27 28 052720 CS\QuantResults\AM 28.batch.bin  
**Last Cal. Update** 5/29/2020 7:38 AM  
**Analyst Name** ISP\Datastor  
**Analyte** 7-aminoclonazepam **Internal Standard** 7-Aminoclonazepam-D4



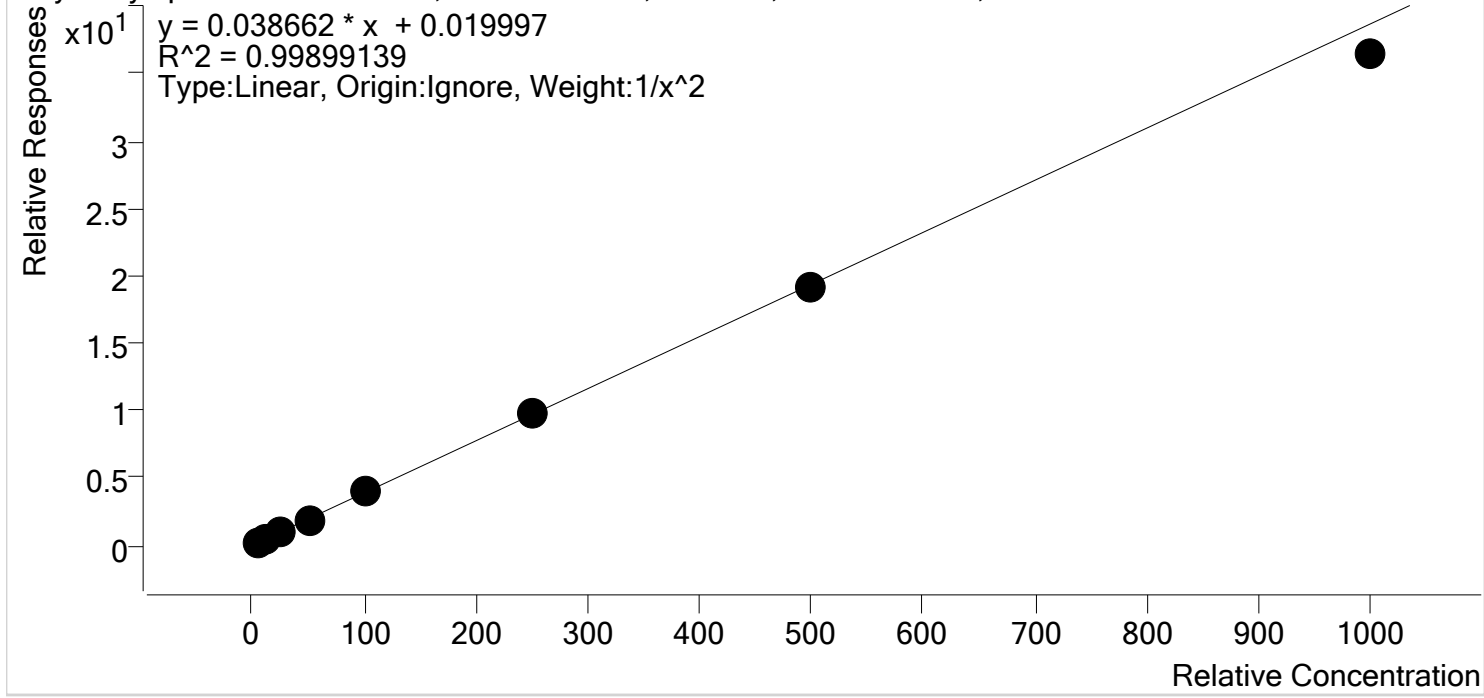
Sample	Level	Enabled	Expected Concentration	Final Concentration	Accuracy
p1 Cal 1-5ng	1	✓	5.0	4.8	95.1
p1 Cal 2- 10ng	2	✓	10.0	10.5	105.2
p1 Cal 3 -25ng	3	✓	25.0	26.6	106.3
p1 Cal 4-50ng	4	✓	50.0	54.5	109.1
p1 Cal 5-100ng	5	✓	100.0	106.2	106.2
p1 Cal 6-250ng	6	✓	250.0	254.1	101.6
p1 Cal 7-500ng	7	✓	500.0	473.4	94.7
p1 Cal 8-1000ng	8	✓	1000.0	819.2	81.9



# AM #28 Multi-Drug Quant. Calibration Curve Report

**Batch results** D:\MassHunter\Data\2020\AM 27-28\AM 27 28 052720 CS\QuantResults\AM 28.batch.bin  
**Last Cal. Update** 5/29/2020 7:38 AM  
**Analyst Name** ISP\Datastor  
**Analyte** a-hydroxyalprazolam **Internal Standard** a-hydroxyalprazolam-D5

a-hydroxyalprazolam - 8 Levels, 8 Levels Used, 8 Points, 8 Points Used, 4 QCs

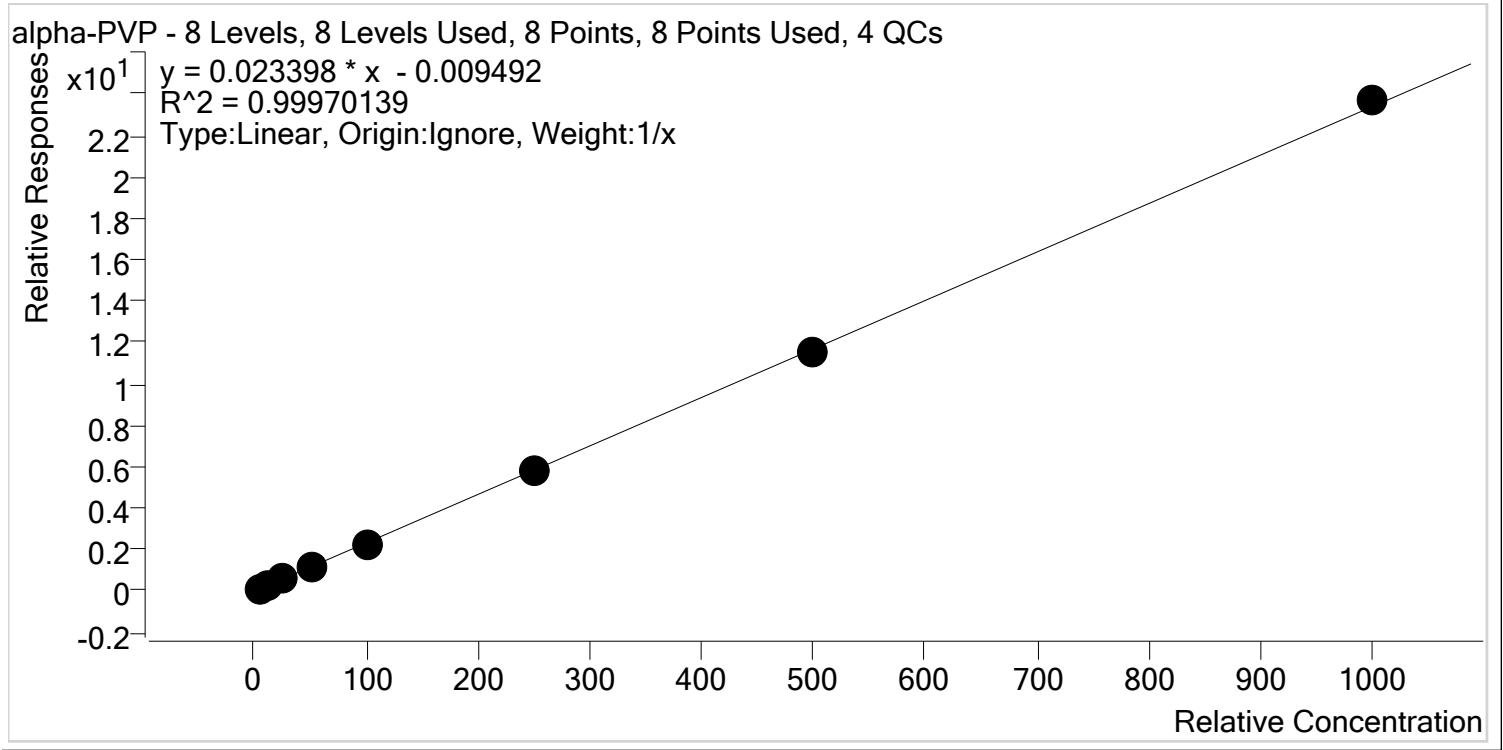


Sample	Level	Enabled	Expected Concentration	Final Concentration	Accuracy
p1 Cal 1-5ng	1	✓	5.0	5.0	99.4
p1 Cal 2- 10ng	2	✓	10.0	10.0	99.8
p1 Cal 3 -25ng	3	✓	25.0	25.7	102.9
p1 Cal 4-50ng	4	✓	50.0	50.0	100.0
p1 Cal 5-100ng	5	✓	100.0	102.9	102.9
p1 Cal 6-250ng	6	✓	250.0	253.2	101.3
p1 Cal 7-500ng	7	✓	500.0	497.5	99.5
p1 Cal 8-1000ng	8	✓	1000.0	941.9	94.2



# AM #28 Multi-Drug Quant. Calibration Curve Report

**Batch results** D:\MassHunter\Data\2020\AM 27-28\AM 27 28 052720 CS\QuantResults\AM 28.batch.bin  
**Last Cal. Update** 5/29/2020 7:38 AM  
**Analyst Name** ISP\Datastor  
**Analyte** alpha-PVP **Internal Standard** alpha-PVP-d8



Sample	Level	Enabled	Expected Concentration	Final Concentration	Accuracy
p1 Cal 1-5ng	1	✓	5.0	5.4	108.7
p1 Cal 2- 10ng	2	✓	10.0	10.2	101.5
p1 Cal 3 -25ng	3	✓	25.0	24.4	97.6
p1 Cal 4-50ng	4	✓	50.0	48.8	97.6
p1 Cal 5-100ng	5	✓	100.0	95.4	95.4
p1 Cal 6-250ng	6	✓	250.0	246.1	98.5
p1 Cal 7-500ng	7	✓	500.0	497.1	99.4
p1 Cal 8-1000ng	8	✓	1000.0	1012.6	101.3



# AM #28 Multi-Drug Quant. Calibration Curve Report

**Batch results** D:\MassHunter\Data\2020\AM 27-28\AM 27 28 052720 CS\QuantResults\AM 28.batch.bin  
**Last Cal. Update** 5/29/2020 7:38 AM  
**Analyst Name** ISP\Datastor  
**Analyte** Alprazolam **Internal Standard** Alprazolam-D5

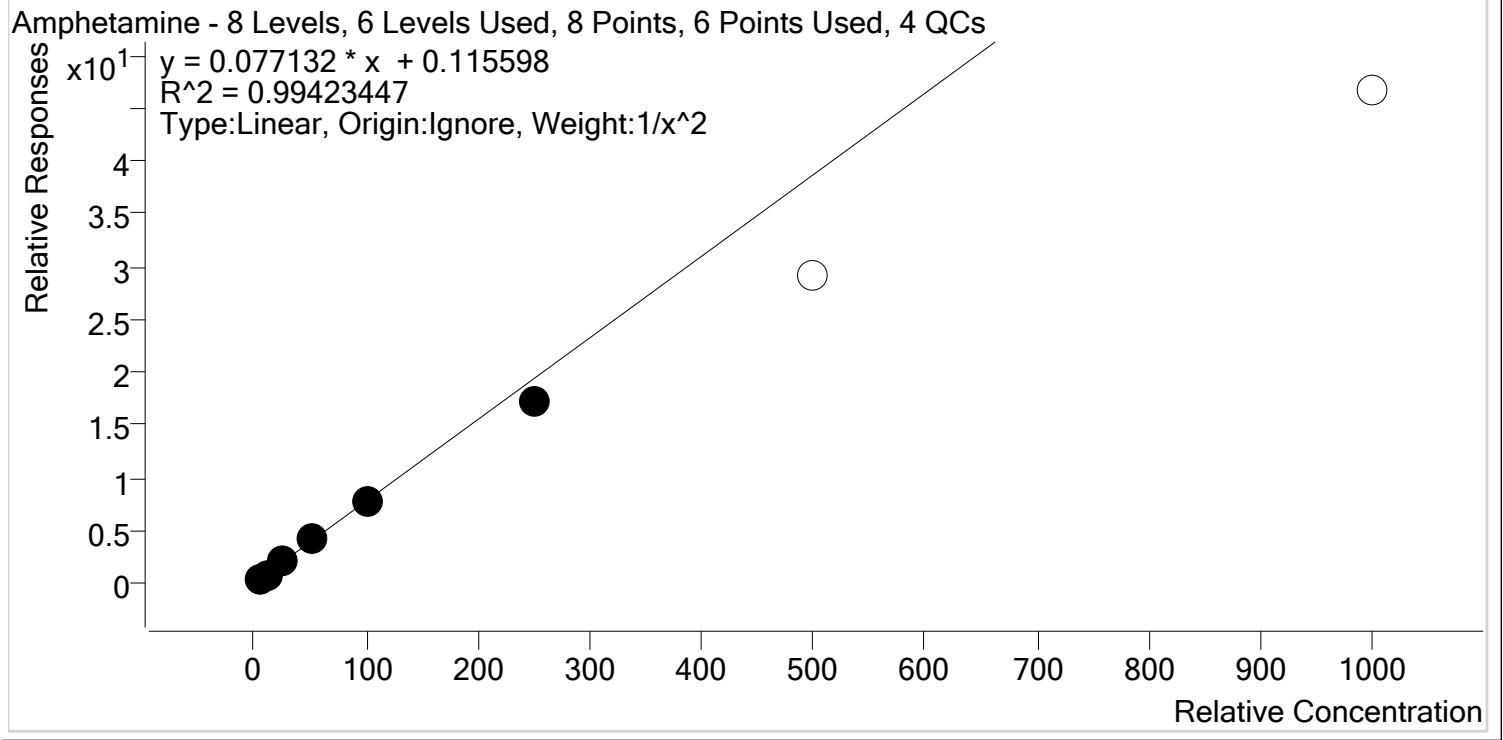


Sample	Level	Enabled	Expected Concentration	Final Concentration	Accuracy
p1 Cal 1-5ng	1	✓	5.0	5.4	108.5
p1 Cal 2- 10ng	2	✓	10.0	10.2	101.8
p1 Cal 3 -25ng	3	✓	25.0	24.1	96.4
p1 Cal 4-50ng	4	✓	50.0	48.2	96.4
p1 Cal 5-100ng	5	✓	100.0	95.6	95.6
p1 Cal 6-250ng	6	✓	250.0	250.3	100.1
p1 Cal 7-500ng	7	✓	500.0	505.9	101.2
p1 Cal 8-1000ng	8	✓	1000.0	1000.4	100.0



# AM #28 Multi-Drug Quant. Calibration Curve Report

**Batch results** D:\MassHunter\Data\2020\AM 27-28\AM 27 28 052720 CS\QuantResults\AM 28.batch.bin  
**Last Cal. Update** 5/29/2020 7:38 AM  
**Analyst Name** ISP\Datastor  
**Analyte** Amphetamine **Internal Standard** Amphetamine-D11

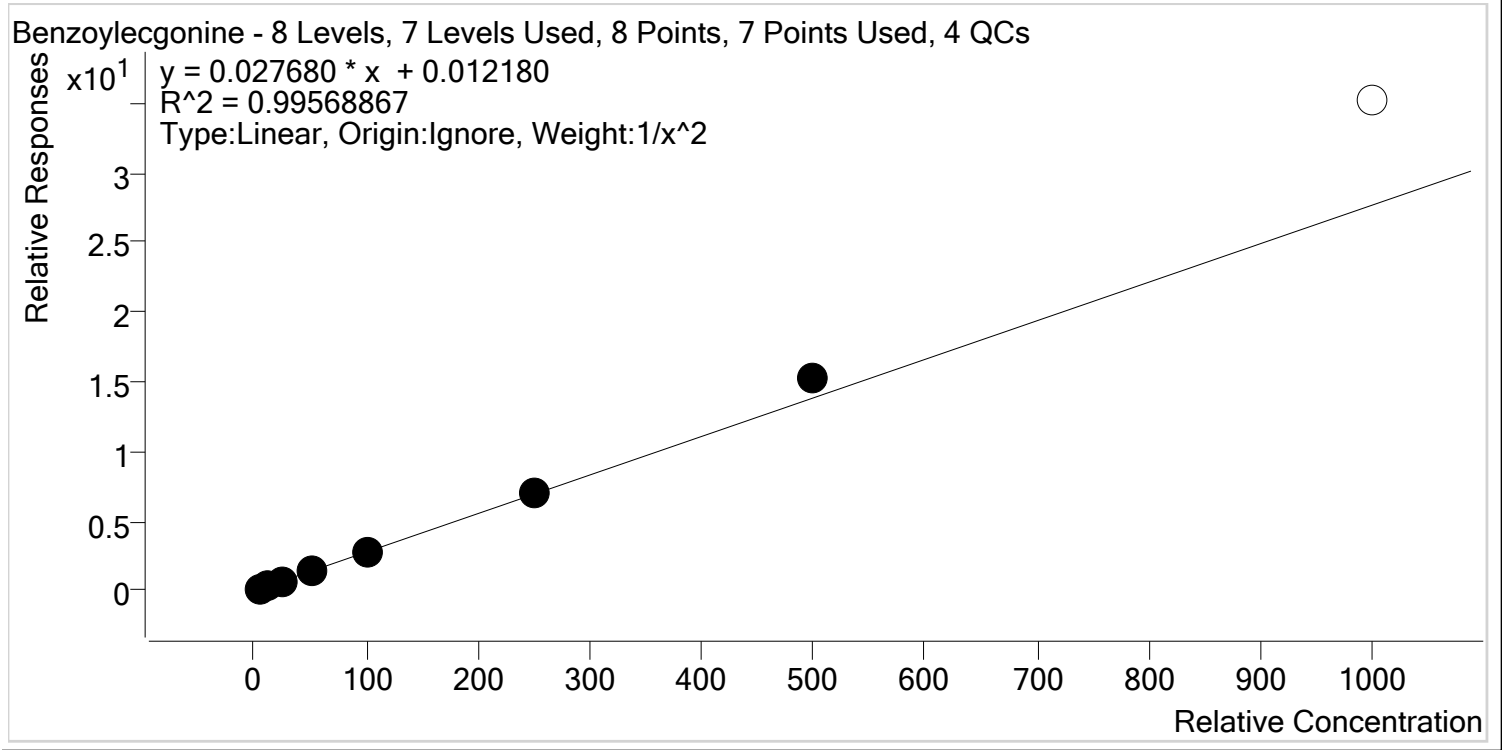


Sample	Level	Enabled	Expected Concentration	Final Concentration	Accuracy
p1 Cal 1-5ng	1	✓	5.0	4.8	96.7
p1 Cal 2- 10ng	2	✓	10.0	10.4	104.2
p1 Cal 3 -25ng	3	✓	25.0	26.2	104.7
p1 Cal 4-50ng	4	✓	50.0	52.7	105.4
p1 Cal 5-100ng	5	✓	100.0	99.6	99.6
p1 Cal 6-250ng	6	✓	250.0	223.6	89.4
p1 Cal 7-500ng	7	x	500.0	377.8	75.6
p1 Cal 8-1000ng	8	x	1000.0	603.1	60.3



# AM #28 Multi-Drug Quant. Calibration Curve Report

**Batch results** D:\MassHunter\Data\2020\AM 27-28\AM 27 28 052720 CS\QuantResults\AM 28.batch.bin  
**Last Cal. Update** 5/29/2020 7:38 AM  
**Analyst Name** ISP\Datastor  
**Analyte** Benzoylecgonine **Internal Standard** Benzoylecgonine-d8

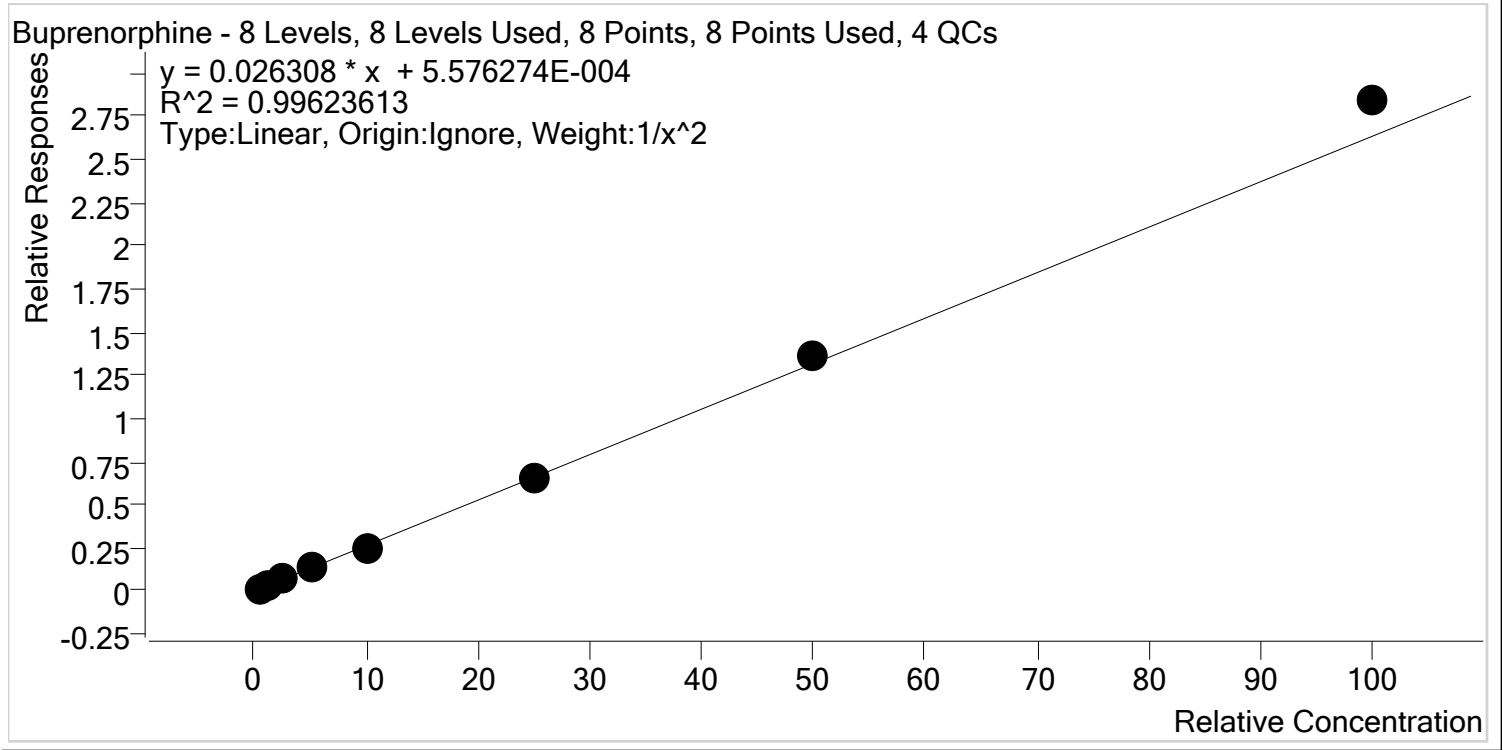


Sample	Level	Enabled	Expected Concentration	Final Concentration	Accuracy
p1 Cal 1-5ng	1	✓	5.0	5.1	103.0
p1 Cal 2- 10ng	2	✓	10.0	9.7	97.3
p1 Cal 3 -25ng	3	✓	25.0	23.3	93.2
p1 Cal 4-50ng	4	✓	50.0	48.3	96.7
p1 Cal 5-100ng	5	✓	100.0	98.2	98.2
p1 Cal 6-250ng	6	✓	250.0	253.2	101.3
p1 Cal 7-500ng	7	✓	500.0	551.8	110.4
p1 Cal 8-1000ng	8	✗	1000.0	1271.2	127.1



# AM #28 Multi-Drug Quant. Calibration Curve Report

**Batch results** D:\MassHunter\Data\2020\AM 27-28\AM 27 28 052720 CS\QuantResults\AM 28.batch.bin  
**Last Cal. Update** 5/29/2020 7:38 AM  
**Analyst Name** ISP\Datastor  
**Analyte** Buprenorphine **Internal Standard** Buprenorphine-D4

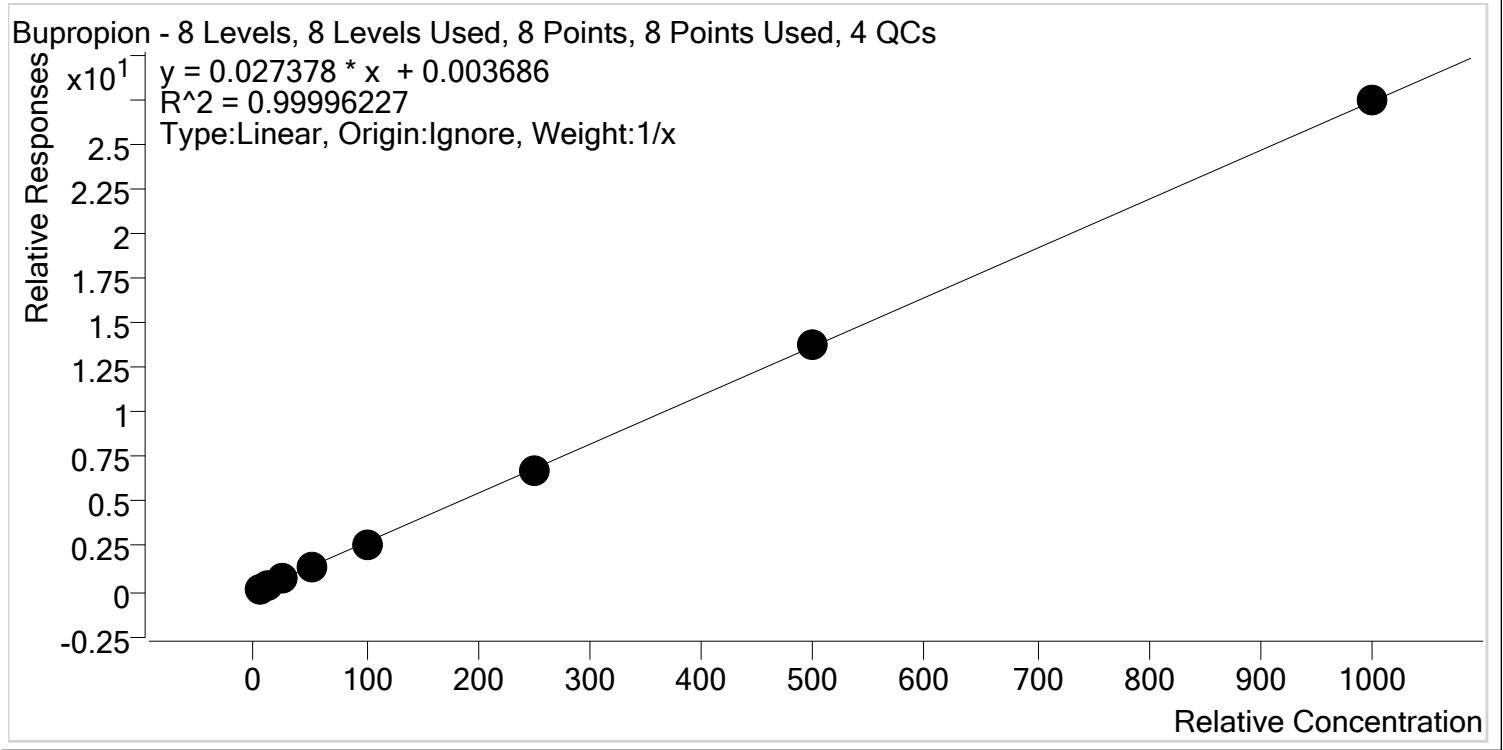


Sample	Level	Enabled	Expected Concentration	Final Concentration	Accuracy
p1 Cal 1-5ng	1	✓	0.5	0.5	104.1
p1 Cal 2- 10ng	2	✓	1.0	0.9	92.4
p1 Cal 3 -25ng	3	✓	2.5	2.5	100.6
p1 Cal 4-50ng	4	✓	5.0	4.9	98.8
p1 Cal 5-100ng	5	✓	10.0	9.3	92.9
p1 Cal 6-250ng	6	✓	25.0	25.0	100.1
p1 Cal 7-500ng	7	✓	50.0	51.6	103.3
p1 Cal 8-1000ng	8	✓	100.0	107.9	107.9



# AM #28 Multi-Drug Quant. Calibration Curve Report

**Batch results** D:\MassHunter\Data\2020\AM 27-28\AM 27 28 052720 CS\QuantResults\AM 28.batch.bin  
**Last Cal. Update** 5/29/2020 7:38 AM  
**Analyst Name** ISP\Datastor  
**Analyte** Bupropion **Internal Standard** Bupropion-D9



Sample	Level	Enabled	Expected Concentration	Final Concentration	Accuracy
p1 Cal 1-5ng	1	✓	5.0	5.1	102.8
p1 Cal 2- 10ng	2	✓	10.0	10.0	100.3
p1 Cal 3 -25ng	3	✓	25.0	24.7	98.6
p1 Cal 4-50ng	4	✓	50.0	50.2	100.4
p1 Cal 5-100ng	5	✓	100.0	98.0	98.0
p1 Cal 6-250ng	6	✓	250.0	248.5	99.4
p1 Cal 7-500ng	7	✓	500.0	501.6	100.3
p1 Cal 8-1000ng	8	✓	1000.0	1001.9	100.2

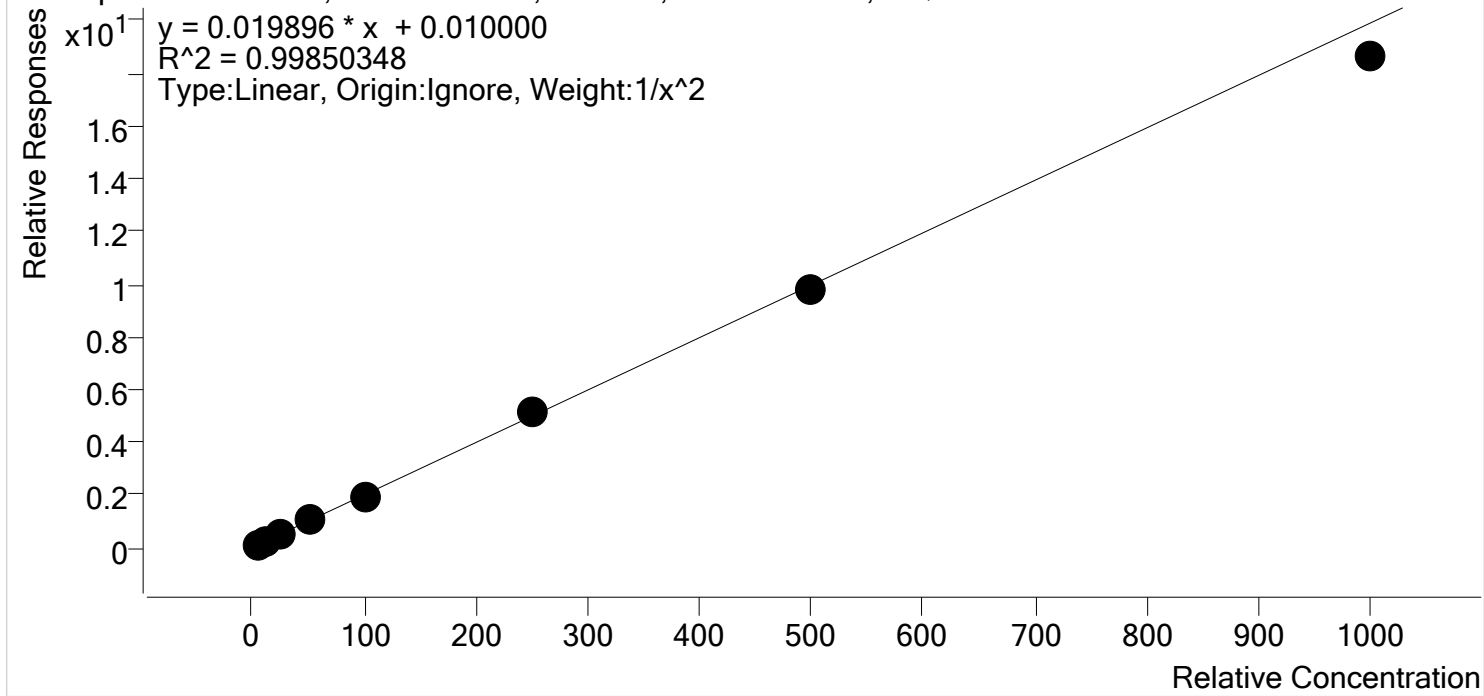




# AM #28 Multi-Drug Quant. Calibration Curve Report

**Batch results** D:\MassHunter\Data\2020\AM 27-28\AM 27 28 052720 CS\QuantResults\AM 28.batch.bin  
**Last Cal. Update** 5/29/2020 7:38 AM  
**Analyst Name** ISP\Datastor  
**Analyte** Carisoprodol **Internal Standard** Carisoprodol-D7

Carisoprodol - 8 Levels, 8 Levels Used, 8 Points, 8 Points Used, 4 QCs

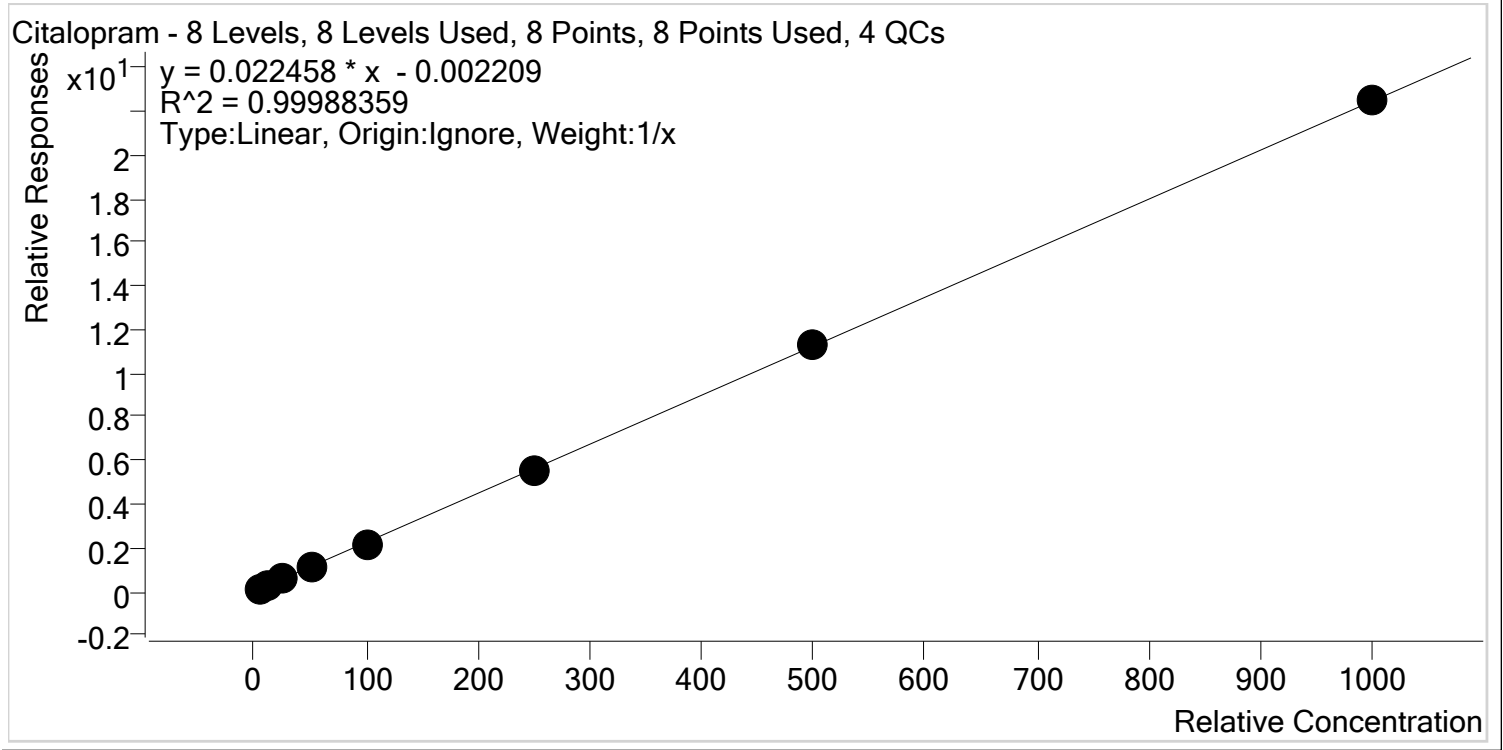


Sample	Level	Enabled	Expected Concentration	Final Concentration	Accuracy
p1 Cal 1-5ng	1	✓	5.0	5.0	99.3
p1 Cal 2- 10ng	2	✓	10.0	10.0	99.6
p1 Cal 3 -25ng	3	✓	25.0	25.5	101.9
p1 Cal 4-50ng	4	✓	50.0	52.6	105.1
p1 Cal 5-100ng	5	✓	100.0	99.1	99.1
p1 Cal 6-250ng	6	✓	250.0	256.1	102.4
p1 Cal 7-500ng	7	✓	500.0	494.7	98.9
p1 Cal 8-1000ng	8	✓	1000.0	936.1	93.6



# AM #28 Multi-Drug Quant. Calibration Curve Report

**Batch results** D:\MassHunter\Data\2020\AM 27-28\AM 27 28 052720 CS\QuantResults\AM 28.batch.bin  
**Last Cal. Update** 5/29/2020 7:38 AM  
**Analyst Name** ISP\Datastor  
**Analyte** Citalopram **Internal Standard** Citalopram-D6



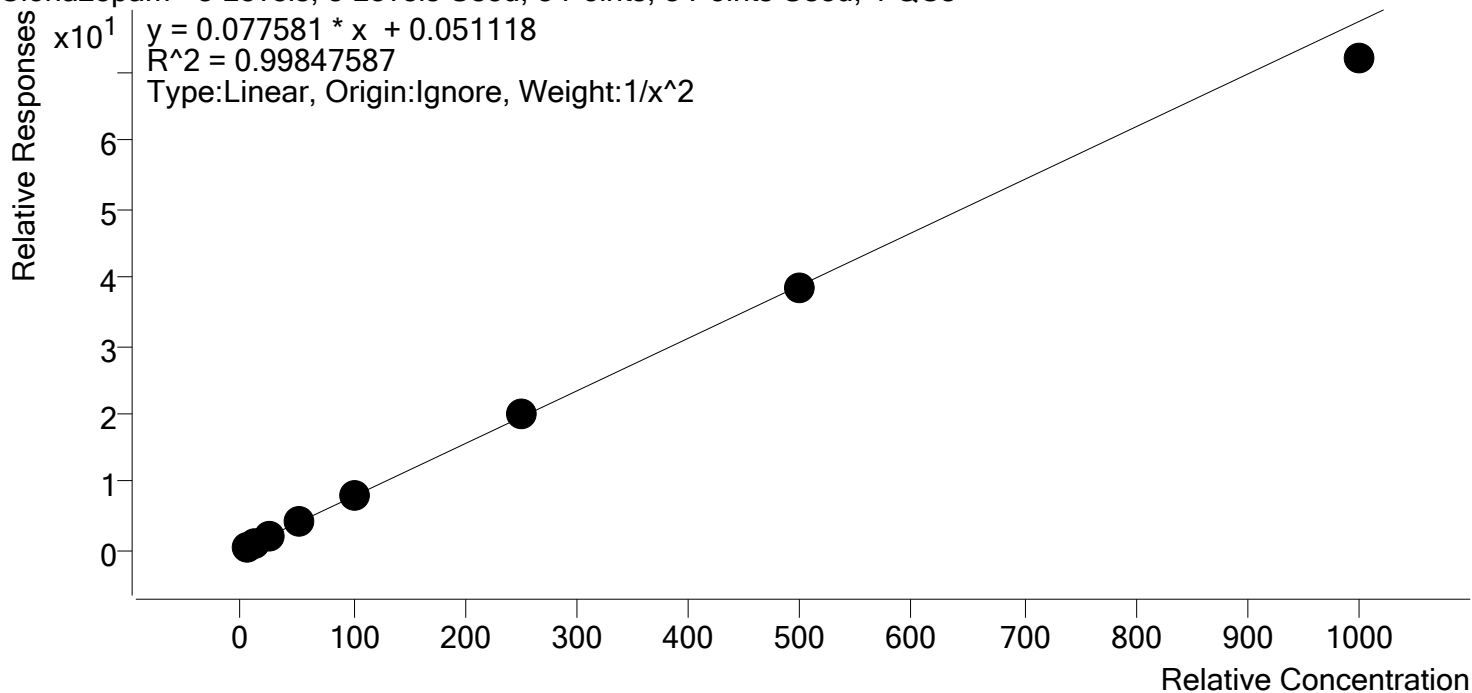
Sample	Level	Enabled	Expected Concentration	Final Concentration	Accuracy
p1 Cal 1-5ng	1	✓	5.0	5.3	105.0
p1 Cal 2- 10ng	2	✓	10.0	9.9	99.4
p1 Cal 3 -25ng	3	✓	25.0	24.6	98.3
p1 Cal 4-50ng	4	✓	50.0	50.4	100.7
p1 Cal 5-100ng	5	✓	100.0	96.0	96.0
p1 Cal 6-250ng	6	✓	250.0	249.6	99.8
p1 Cal 7-500ng	7	✓	500.0	503.1	100.6
p1 Cal 8-1000ng	8	✓	1000.0	1001.2	100.1



# AM #28 Multi-Drug Quant. Calibration Curve Report

**Batch results** D:\MassHunter\Data\2020\AM 27-28\AM 27 28 052720 CS\QuantResults\AM 28.batch.bin  
**Last Cal. Update** 5/29/2020 7:38 AM  
**Analyst Name** ISP\Datastor  
**Analyte** Clonazepam **Internal Standard** Clonazepam-D4

Clonazepam - 8 Levels, 8 Levels Used, 8 Points, 8 Points Used, 4 QCs

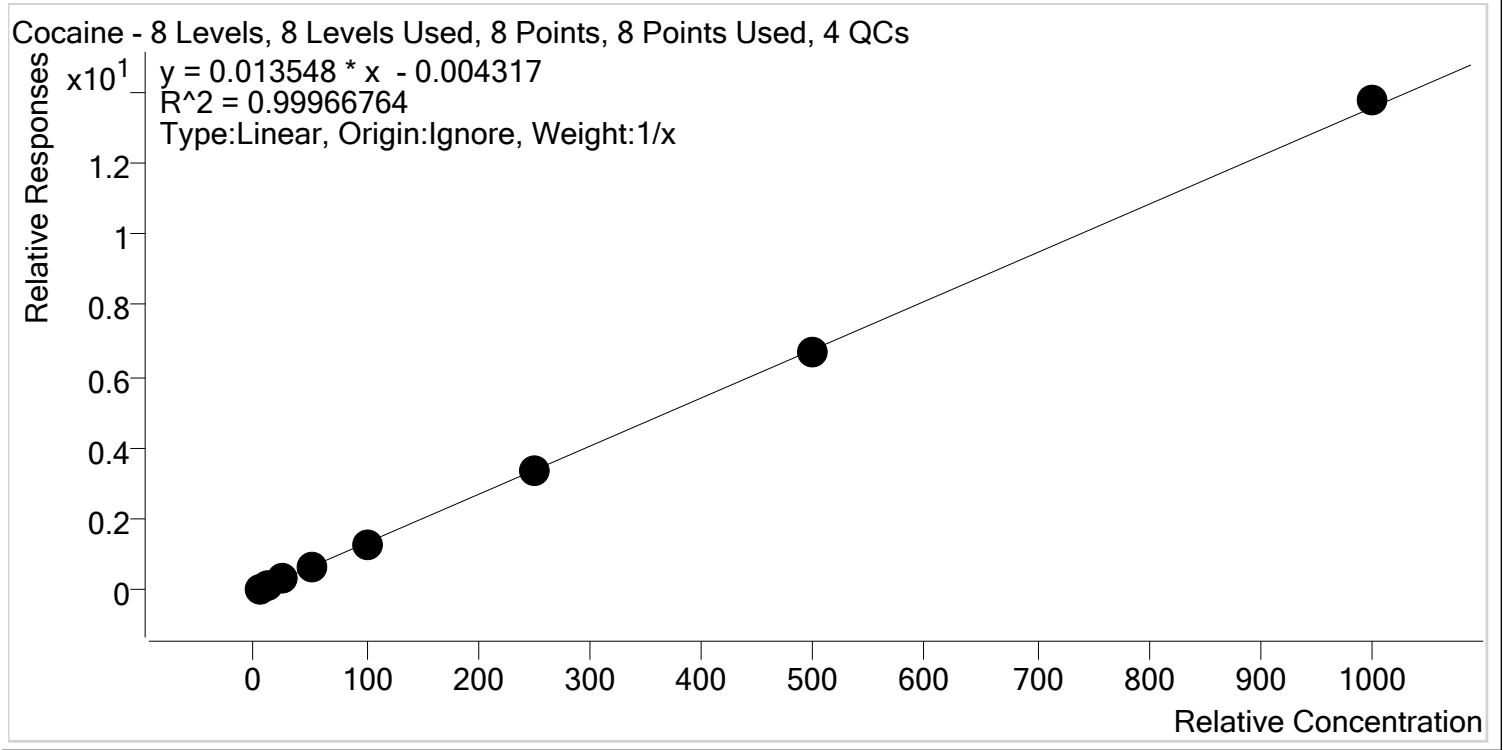


Sample	Level	Enabled	Expected Concentration	Final Concentration	Accuracy
p1 Cal 1-5ng	1	✓	5.0	4.9	99.0
p1 Cal 2- 10ng	2	✓	10.0	10.1	100.8
p1 Cal 3 -25ng	3	✓	25.0	25.2	100.9
p1 Cal 4-50ng	4	✓	50.0	52.3	104.6
p1 Cal 5-100ng	5	✓	100.0	100.2	100.2
p1 Cal 6-250ng	6	✓	250.0	256.1	102.4
p1 Cal 7-500ng	7	✓	500.0	495.7	99.1
p1 Cal 8-1000ng	8	✓	1000.0	929.5	93.0



# AM #28 Multi-Drug Quant. Calibration Curve Report

**Batch results** D:\MassHunter\Data\2020\AM 27-28\AM 27 28 052720 CS\QuantResults\AM 28.batch.bin  
**Last Cal. Update** 5/29/2020 7:38 AM  
**Analyst Name** ISP\Datastor  
**Analyte** Cocaine **Internal Standard** Cocaine-d3

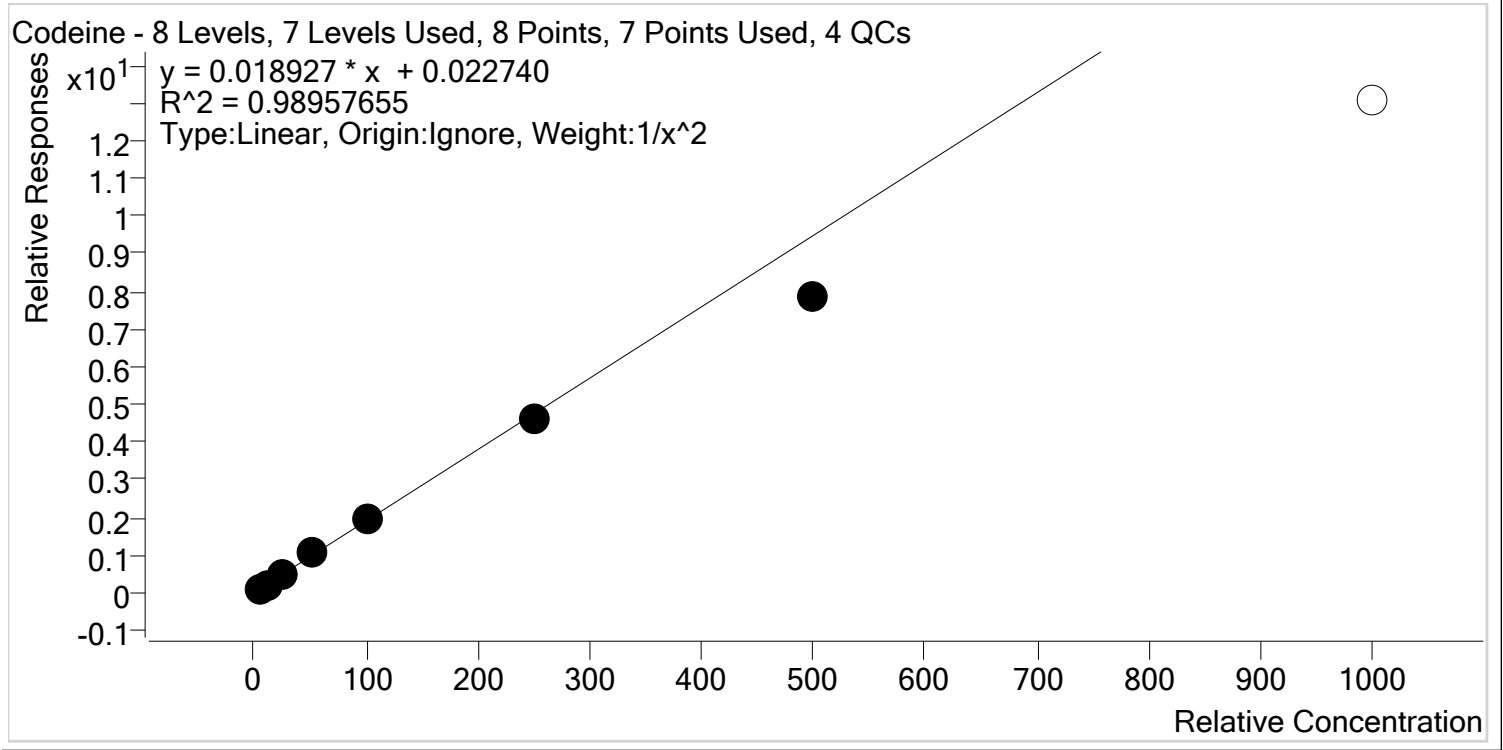


Sample	Level	Enabled	Expected Concentration	Final Concentration	Accuracy
p1 Cal 1-5ng	1	✓	5.0	5.4	107.5
p1 Cal 2- 10ng	2	✓	10.0	10.2	101.5
p1 Cal 3 -25ng	3	✓	25.0	24.5	98.0
p1 Cal 4-50ng	4	✓	50.0	49.3	98.6
p1 Cal 5-100ng	5	✓	100.0	95.6	95.6
p1 Cal 6-250ng	6	✓	250.0	246.3	98.5
p1 Cal 7-500ng	7	✓	500.0	494.1	98.8
p1 Cal 8-1000ng	8	✓	1000.0	1014.7	101.5



# AM #28 Multi-Drug Quant. Calibration Curve Report

**Batch results** D:\MassHunter\Data\2020\AM 27-28\AM 27 28 052720 CS\QuantResults\AM 28.batch.bin  
**Last Cal. Update** 5/29/2020 7:38 AM  
**Analyst Name** ISP\Datastor  
**Analyte** Codeine **Internal Standard** Codeine-D6

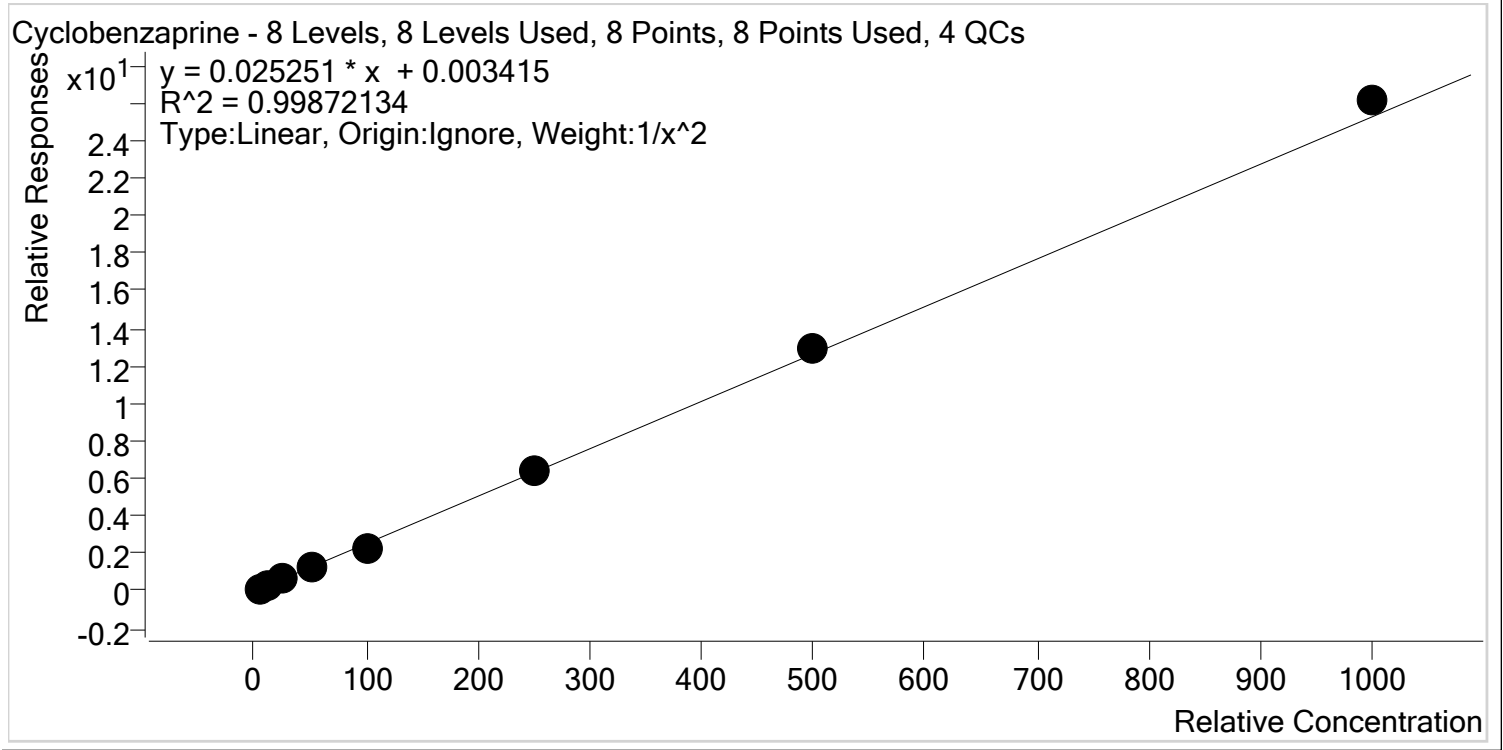


Sample	Level	Enabled	Expected Concentration	Final Concentration	Accuracy
p1 Cal 1-5ng	1	✓	5.0	4.9	97.4
p1 Cal 2- 10ng	2	✓	10.0	10.1	100.6
p1 Cal 3 -25ng	3	✓	25.0	26.6	106.2
p1 Cal 4-50ng	4	✓	50.0	55.1	110.1
p1 Cal 5-100ng	5	✓	100.0	104.6	104.6
p1 Cal 6-250ng	6	✓	250.0	243.9	97.6
p1 Cal 7-500ng	7	✓	500.0	417.0	83.4
p1 Cal 8-1000ng	8	✗	1000.0	689.0	68.9



# AM #28 Multi-Drug Quant. Calibration Curve Report

**Batch results** D:\MassHunter\Data\2020\AM 27-28\AM 27 28 052720 CS\QuantResults\AM 28.batch.bin  
**Last Cal. Update** 5/29/2020 7:38 AM  
**Analyst Name** ISP\Datastor  
**Analyte** Cyclobenzaprine **Internal Standard** Cyclobenzaprine-D3



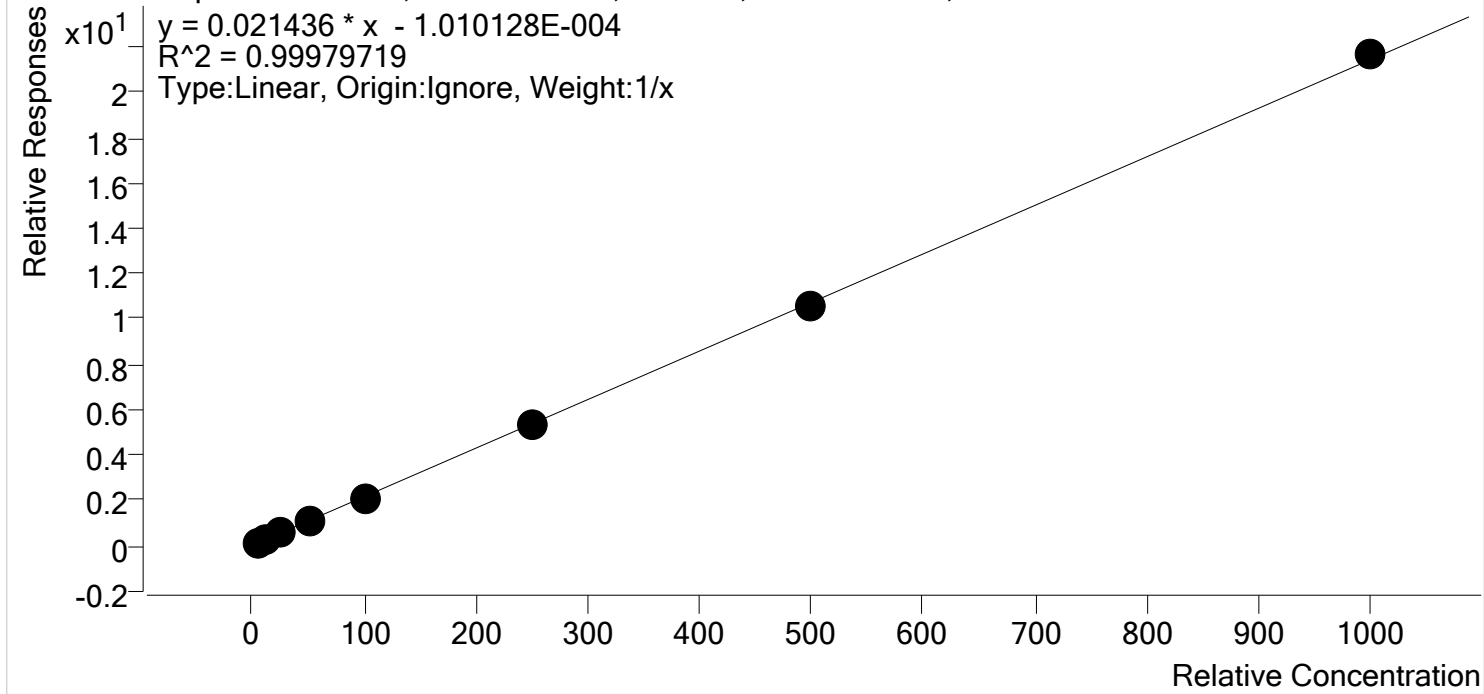
Sample	Level	Enabled	Expected Concentration	Final Concentration	Accuracy
p1 Cal 1-5ng	1	✓	5.0	5.0	100.3
p1 Cal 2- 10ng	2	✓	10.0	10.0	99.9
p1 Cal 3 -25ng	3	✓	25.0	25.1	100.3
p1 Cal 4-50ng	4	✓	50.0	49.9	99.8
p1 Cal 5-100ng	5	✓	100.0	93.1	93.1
p1 Cal 6-250ng	6	✓	250.0	250.7	100.3
p1 Cal 7-500ng	7	✓	500.0	514.5	102.9
p1 Cal 8-1000ng	8	✓	1000.0	1034.2	103.4



# AM #28 Multi-Drug Quant. Calibration Curve Report

**Batch results** D:\MassHunter\Data\2020\AM 27-28\AM 27 28 052720 CS\QuantResults\AM 28.batch.bin  
**Last Cal. Update** 5/29/2020 7:38 AM  
**Analyst Name** ISP\Datastor  
**Analyte** Dextromethorphan **Internal Standard** Dextromethorphan-D3

Dextromethorphan - 8 Levels, 8 Levels Used, 8 Points, 8 Points Used, 4 QCs



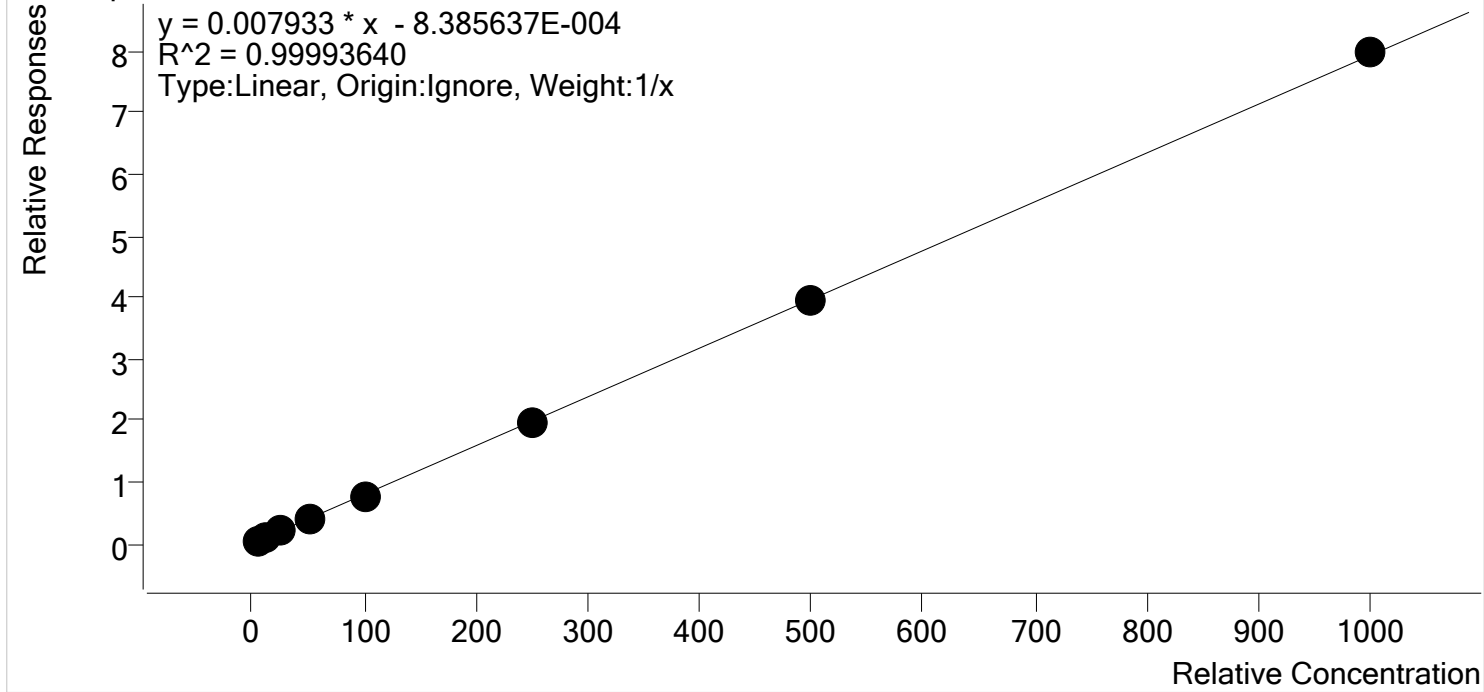
Sample	Level	Enabled	Expected Concentration	Final Concentration	Accuracy
p1 Cal 1-5ng	1	✓	5.0	5.1	102.7
p1 Cal 2- 10ng	2	✓	10.0	10.1	100.8
p1 Cal 3 -25ng	3	✓	25.0	24.7	98.7
p1 Cal 4-50ng	4	✓	50.0	50.7	101.4
p1 Cal 5-100ng	5	✓	100.0	97.1	97.1
p1 Cal 6-250ng	6	✓	250.0	250.0	100.0
p1 Cal 7-500ng	7	✓	500.0	491.7	98.3
p1 Cal 8-1000ng	8	✓	1000.0	1010.7	101.1



# AM #28 Multi-Drug Quant. Calibration Curve Report

**Batch results** D:\MassHunter\Data\2020\AM 27-28\AM 27 28 052720 CS\QuantResults\AM 28.batch.bin  
**Last Cal. Update** 5/29/2020 7:38 AM  
**Analyst Name** ISP\Datastor  
**Analyte** Dextrophan Internal Standard Dextrophan-D3

Dextrophan - 8 Levels, 8 Levels Used, 8 Points, 8 Points Used, 4 QCs



Sample	Level	Enabled	Expected Concentration	Final Concentration	Accuracy
p1 Cal 1-5ng	1	✓	5.0	5.2	104.2
p1 Cal 2- 10ng	2	✓	10.0	10.2	101.6
p1 Cal 3 -25ng	3	✓	25.0	24.5	97.8
p1 Cal 4-50ng	4	✓	50.0	48.9	97.8
p1 Cal 5-100ng	5	✓	100.0	98.8	98.8
p1 Cal 6-250ng	6	✓	250.0	249.1	99.7
p1 Cal 7-500ng	7	✓	500.0	497.5	99.5
p1 Cal 8-1000ng	8	✓	1000.0	1005.9	100.6

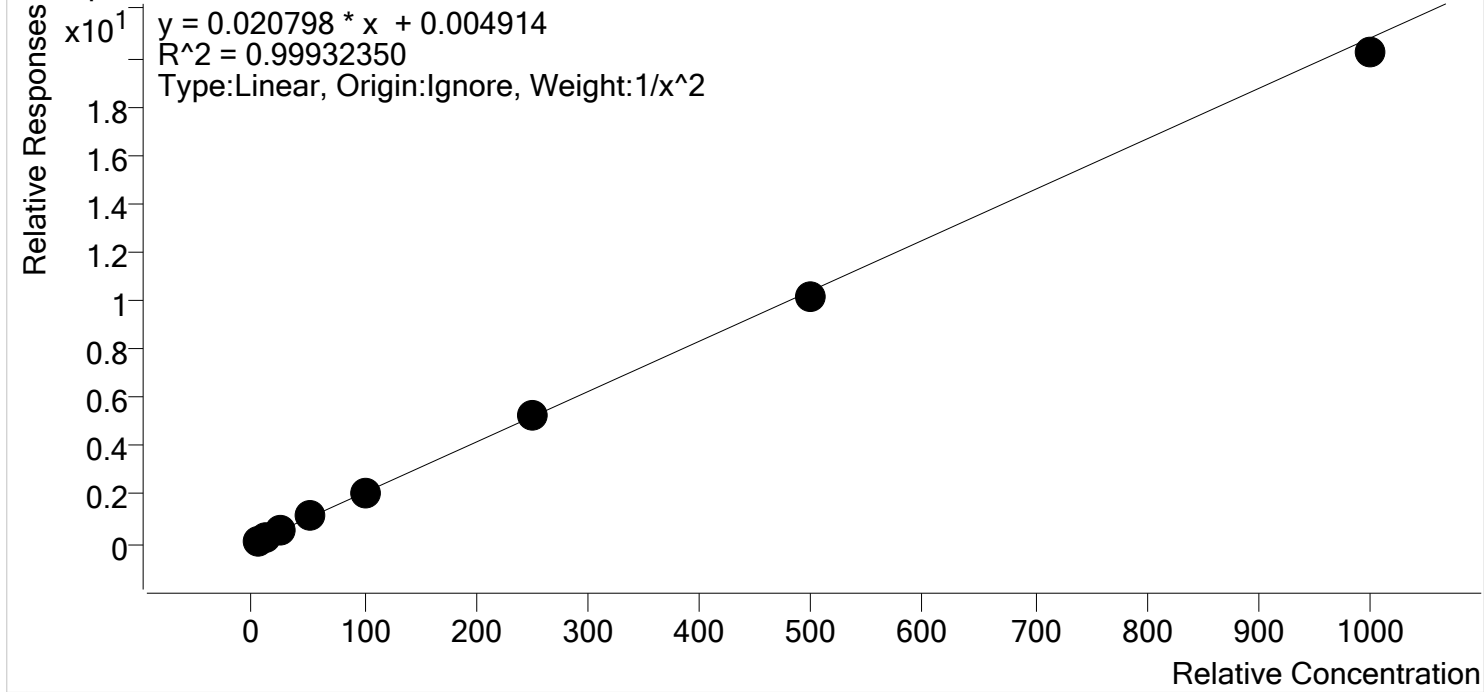




# AM #28 Multi-Drug Quant. Calibration Curve Report

**Batch results** D:\MassHunter\Data\2020\AM 27-28\AM 27 28 052720 CS\QuantResults\AM 28.batch.bin  
**Last Cal. Update** 5/29/2020 7:38 AM  
**Analyst Name** ISP\Datastor  
**Analyte** Diazepam **Internal Standard** Diazepam-D5

Diazepam - 8 Levels, 8 Levels Used, 8 Points, 8 Points Used, 4 QCs



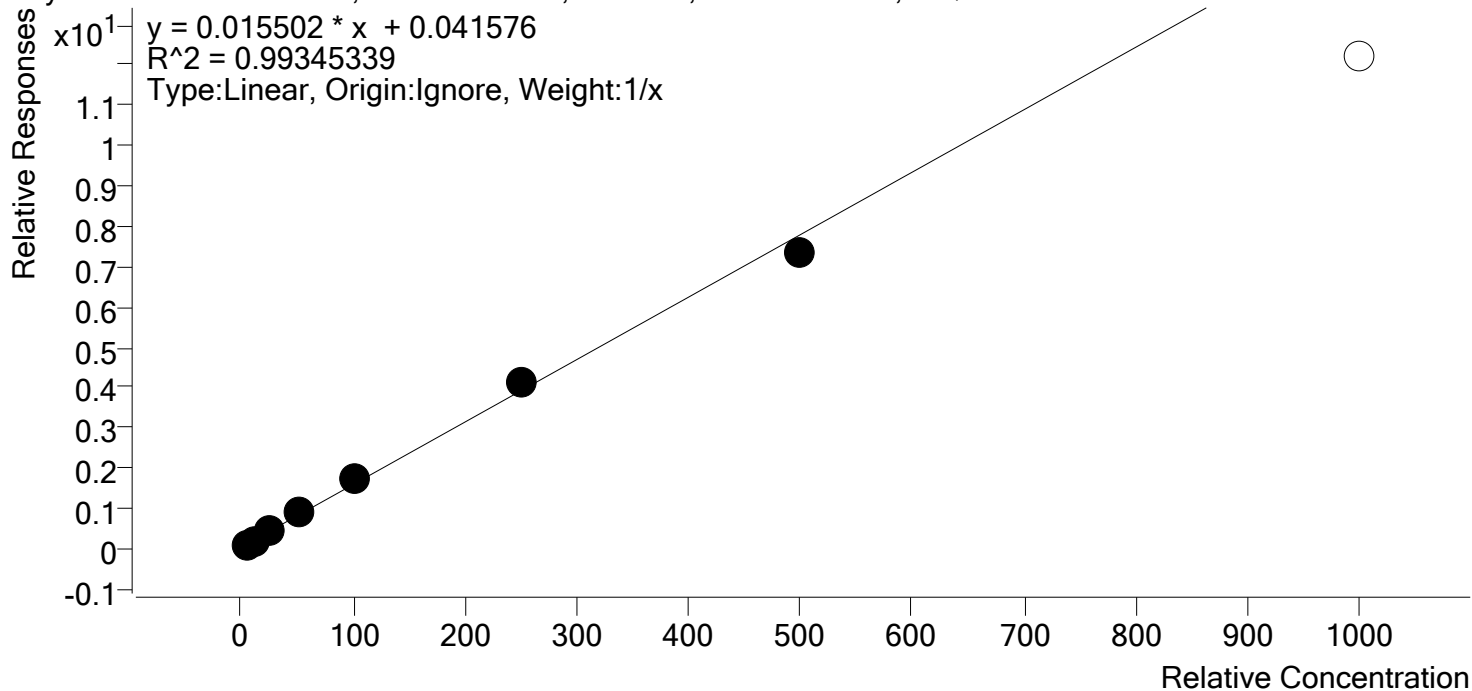
Sample	Level	Enabled	Expected Concentration	Final Concentration	Accuracy
p1 Cal 1-5ng	1	✓	5.0	5.0	99.3
p1 Cal 2- 10ng	2	✓	10.0	10.1	100.9
p1 Cal 3 -25ng	3	✓	25.0	24.9	99.8
p1 Cal 4-50ng	4	✓	50.0	51.9	103.8
p1 Cal 5-100ng	5	✓	100.0	99.4	99.4
p1 Cal 6-250ng	6	✓	250.0	255.7	102.3
p1 Cal 7-500ng	7	✓	500.0	487.5	97.5
p1 Cal 8-1000ng	8	✓	1000.0	971.2	97.1



# AM #28 Multi-Drug Quant. Calibration Curve Report

**Batch results** D:\MassHunter\Data\2020\AM 27-28\AM 27 28 052720 CS\QuantResults\AM 28.batch.bin  
**Last Cal. Update** 5/29/2020 7:38 AM  
**Analyst Name** ISP\Datastor  
**Analyte** Dihydrocodeine **Internal Standard** Dihydrocodeine-D6

Dihydrocodeine - 8 Levels, 7 Levels Used, 8 Points, 7 Points Used, 4 QCs

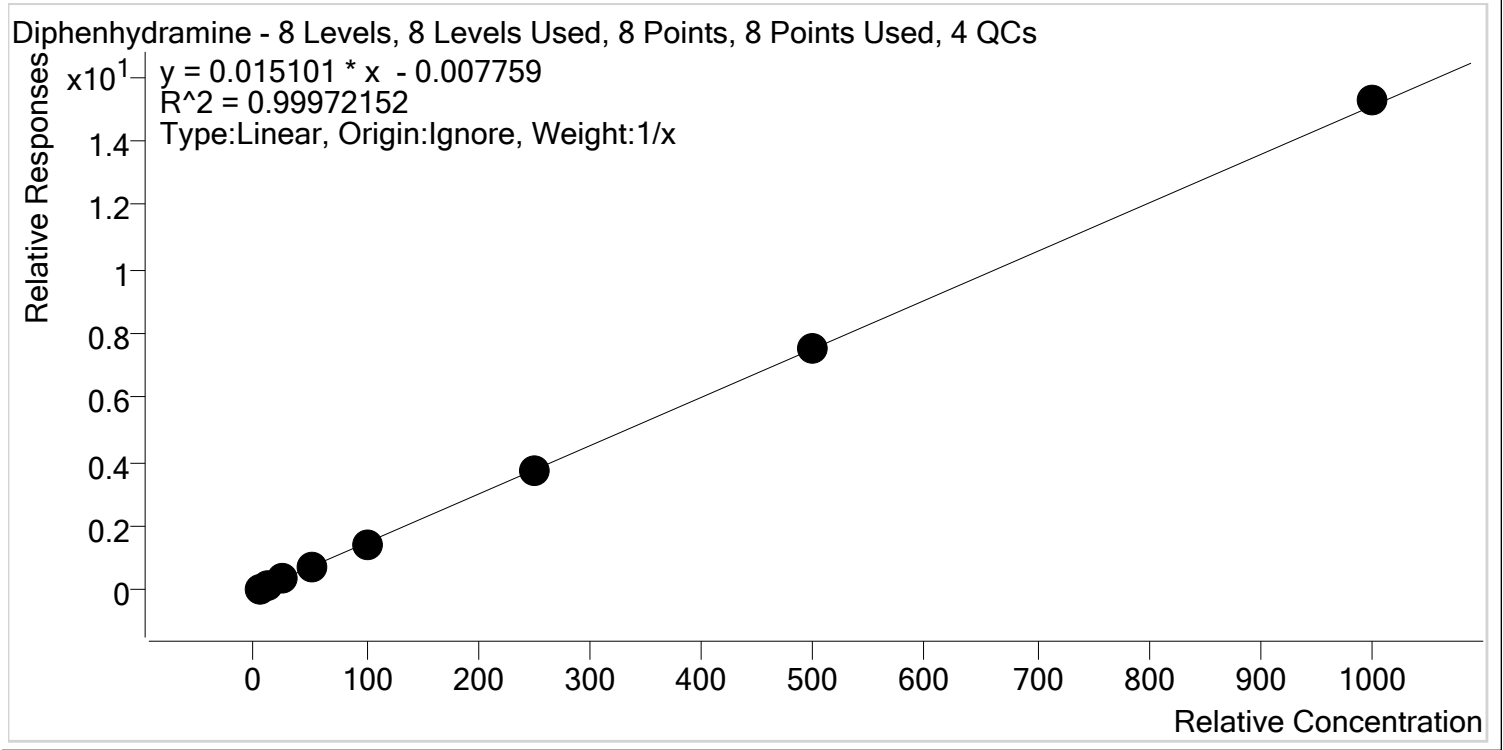


Sample	Level	Enabled	Expected Concentration	Final Concentration	Accuracy
p1 Cal 1-5ng	1	✓	5.0	3.6	71.7
p1 Cal 2- 10ng	2	✓	10.0	9.6	95.8
p1 Cal 3 -25ng	3	✓	25.0	27.1	108.5
p1 Cal 4-50ng	4	✓	50.0	57.2	114.4
p1 Cal 5-100ng	5	✓	100.0	110.8	110.8
p1 Cal 6-250ng	6	✓	250.0	262.6	105.1
p1 Cal 7-500ng	7	✓	500.0	469.1	93.8
p1 Cal 8-1000ng	8	✗	1000.0	785.2	78.5



# AM #28 Multi-Drug Quant. Calibration Curve Report

**Batch results** D:\MassHunter\Data\2020\AM 27-28\AM 27 28 052720 CS\QuantResults\AM 28.batch.bin  
**Last Cal. Update** 5/29/2020 7:38 AM  
**Analyst Name** ISP\Datastor  
**Analyte** Diphenhydramine **Internal Standard** Diphenhydramine-D3

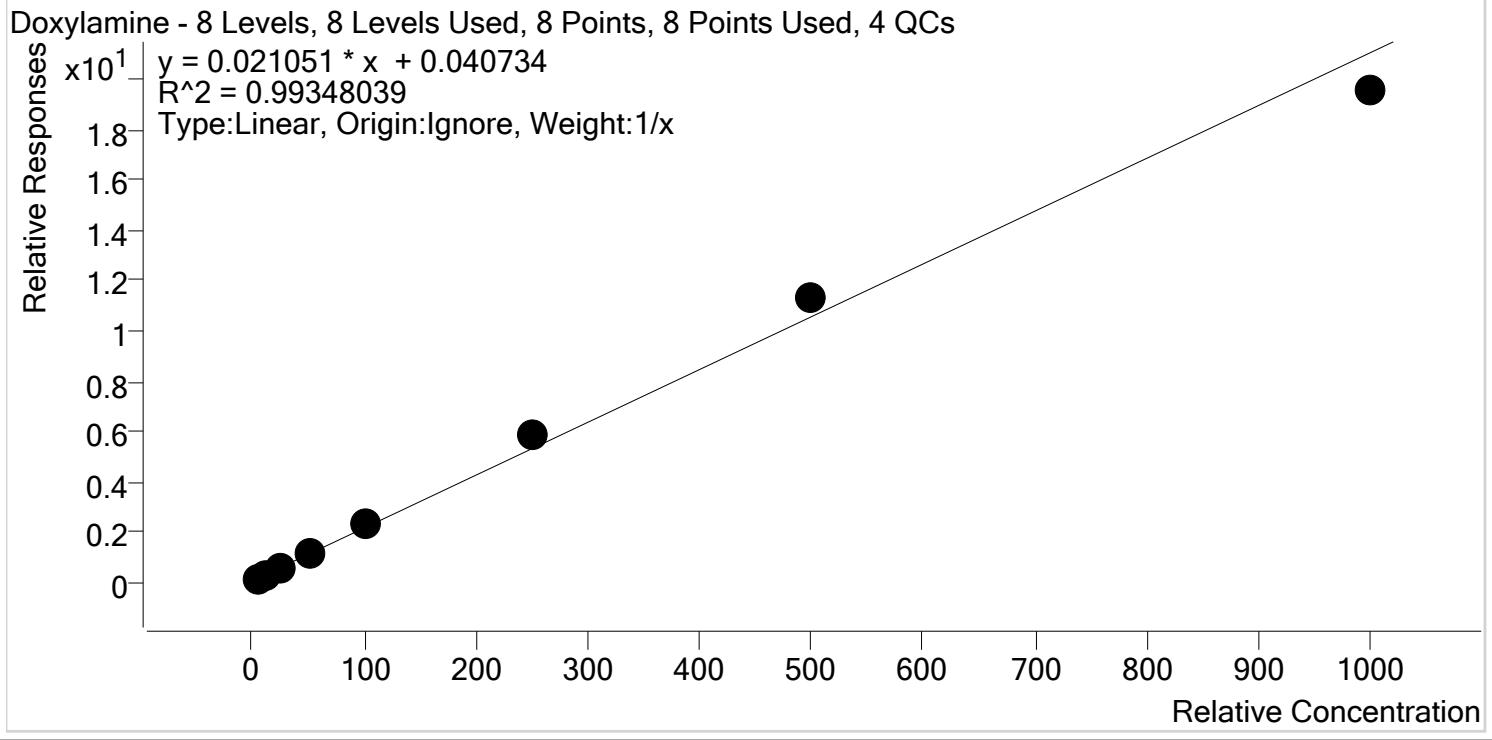


Sample	Level	Enabled	Expected Concentration	Final Concentration	Accuracy
p1 Cal 1-5ng	1	✓	5.0	5.5	109.8
p1 Cal 2- 10ng	2	✓	10.0	10.1	101.3
p1 Cal 3 -25ng	3	✓	25.0	24.1	96.5
p1 Cal 4-50ng	4	✓	50.0	48.7	97.5
p1 Cal 5-100ng	5	✓	100.0	95.4	95.4
p1 Cal 6-250ng	6	✓	250.0	247.3	98.9
p1 Cal 7-500ng	7	✓	500.0	497.5	99.5
p1 Cal 8-1000ng	8	✓	1000.0	1011.3	101.1



# AM #28 Multi-Drug Quant. Calibration Curve Report

**Batch results** D:\MassHunter\Data\2020\AM 27-28\AM 27 28 052720 CS\QuantResults\AM 28.batch.bin  
**Last Cal. Update** 5/29/2020 7:38 AM  
**Analyst Name** ISP\Datastor  
**Analyte** Doxylamine **Internal Standard** Doxylamine-D5

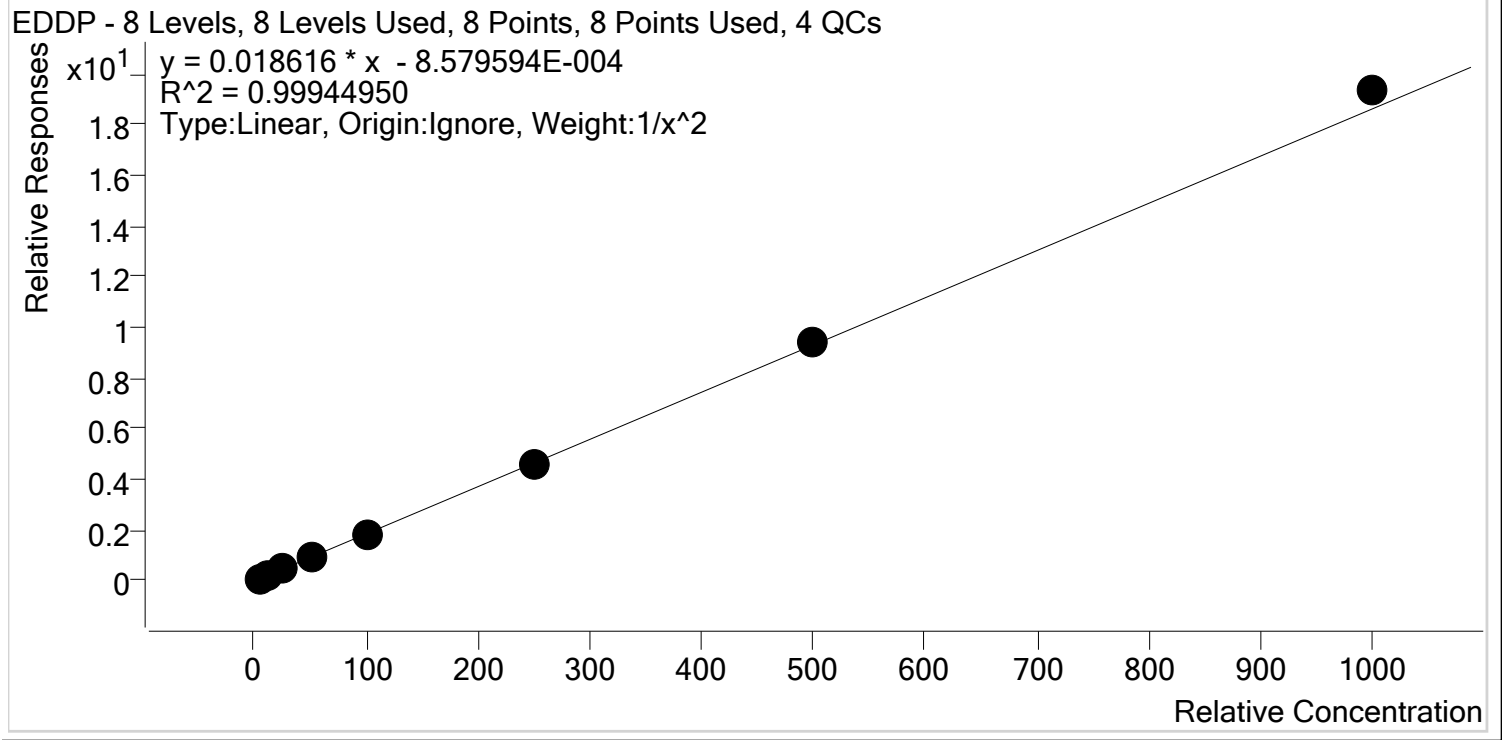


Sample	Level	Enabled	Expected Concentration	Final Concentration	Accuracy
p1 Cal 1-5ng	1	✓	5.0	3.9	77.3
p1 Cal 2- 10ng	2	✓	10.0	9.4	93.8
p1 Cal 3 -25ng	3	✓	25.0	25.2	100.7
p1 Cal 4-50ng	4	✓	50.0	54.3	108.6
p1 Cal 5-100ng	5	✓	100.0	109.8	109.8
p1 Cal 6-250ng	6	✓	250.0	275.4	110.2
p1 Cal 7-500ng	7	✓	500.0	533.7	106.7
p1 Cal 8-1000ng	8	✓	1000.0	928.3	92.8



# AM #28 Multi-Drug Quant. Calibration Curve Report

**Batch results** D:\MassHunter\Data\2020\AM 27-28\AM 27 28 052720 CS\QuantResults\AM 28.batch.bin  
**Last Cal. Update** 5/29/2020 7:38 AM  
**Analyst Name** ISP\Datastor  
**Analyte** EDDP **Internal Standard** EDDP-D3

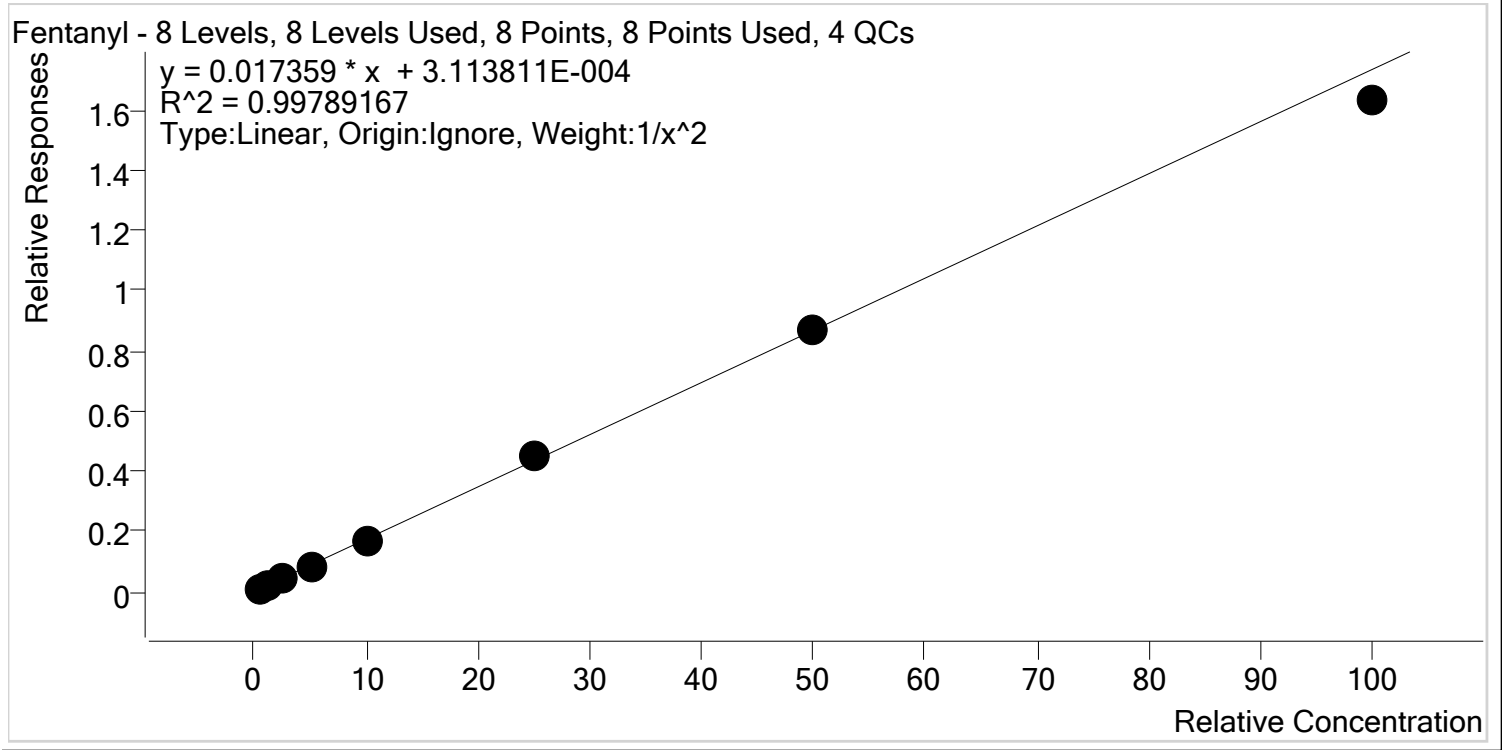


Sample	Level	Enabled	Expected Concentration	Final Concentration	Accuracy
p1 Cal 1-5ng	1	✓	5.0	5.0	100.2
p1 Cal 2- 10ng	2	✓	10.0	10.1	100.7
p1 Cal 3 -25ng	3	✓	25.0	24.5	98.1
p1 Cal 4-50ng	4	✓	50.0	49.5	99.0
p1 Cal 5-100ng	5	✓	100.0	97.2	97.2
p1 Cal 6-250ng	6	✓	250.0	249.2	99.7
p1 Cal 7-500ng	7	✓	500.0	505.6	101.1
p1 Cal 8-1000ng	8	✓	1000.0	1038.9	103.9



# AM #28 Multi-Drug Quant. Calibration Curve Report

**Batch results** D:\MassHunter\Data\2020\AM 27-28\AM 27 28 052720 CS\QuantResults\AM 28.batch.bin  
**Last Cal. Update** 5/29/2020 7:38 AM  
**Analyst Name** ISP\Datastor  
**Analyte** Fentanyl **Internal Standard** Fentanyl-D5

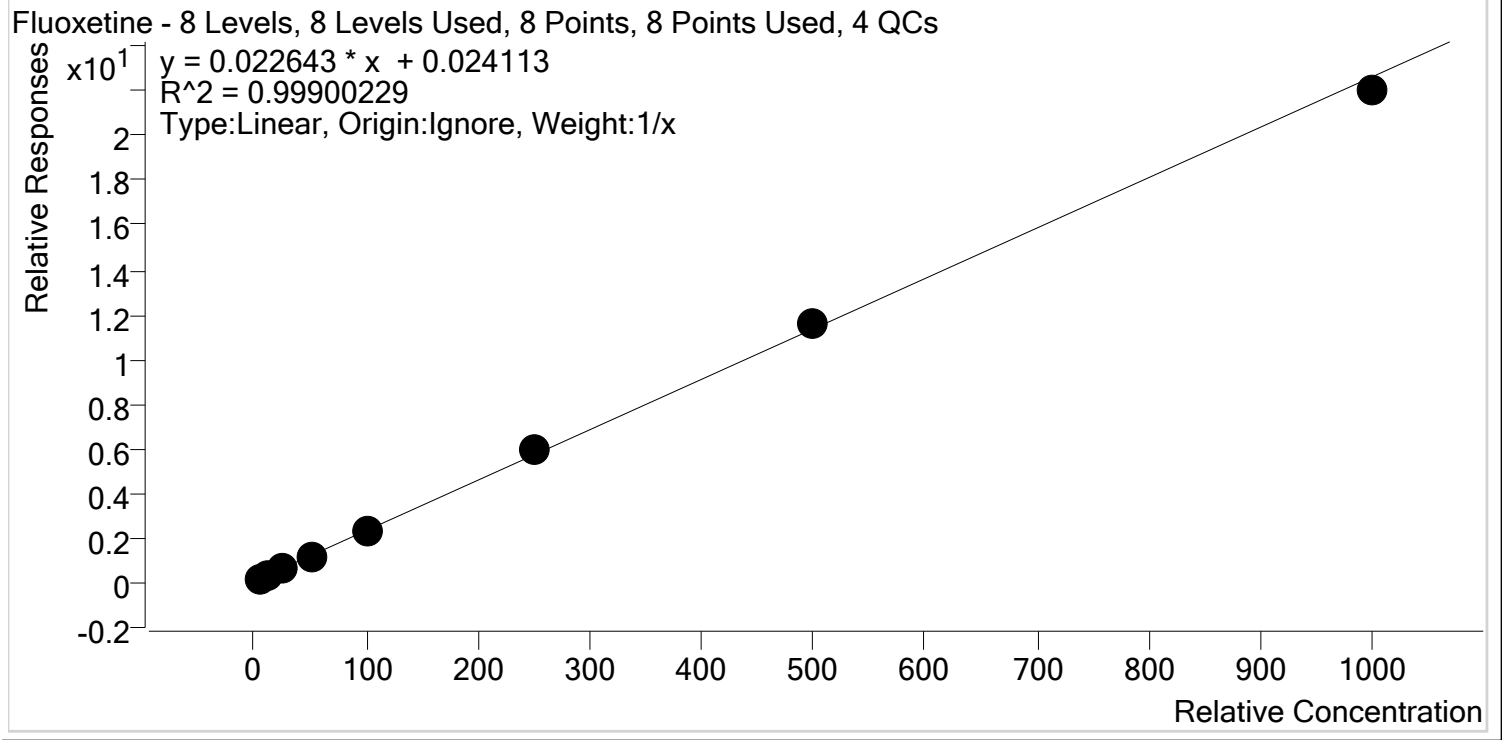


Sample	Level	Enabled	Expected Concentration	Final Concentration	Accuracy
p1 Cal 1-5ng	1	✓	0.5	0.5	96.7
p1 Cal 2- 10ng	2	✓	1.0	1.1	105.4
p1 Cal 3 -25ng	3	✓	2.5	2.6	103.5
p1 Cal 4-50ng	4	✓	5.0	5.0	99.6
p1 Cal 5-100ng	5	✓	10.0	9.7	96.8
p1 Cal 6-250ng	6	✓	25.0	25.9	103.7
p1 Cal 7-500ng	7	✓	50.0	50.1	100.2
p1 Cal 8-1000ng	8	✓	100.0	94.0	94.0



# AM #28 Multi-Drug Quant. Calibration Curve Report

**Batch results** D:\MassHunter\Data\2020\AM 27-28\AM 27 28 052720 CS\QuantResults\AM 28.batch.bin  
**Last Cal. Update** 5/29/2020 7:38 AM  
**Analyst Name** ISP\Datastor  
**Analyte** Fluoxetine **Internal Standard** Fluoxetine-D6

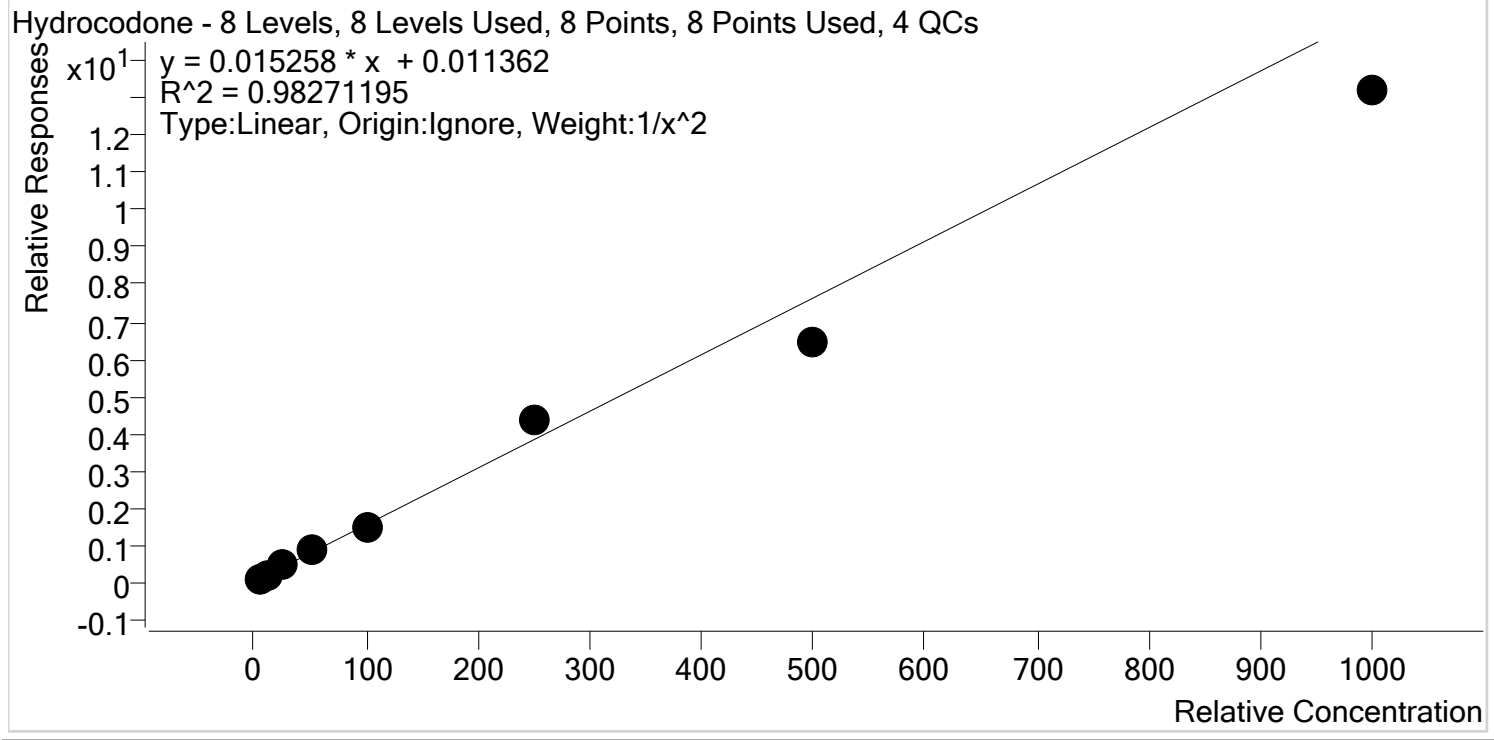


Sample	Level	Enabled	Expected Concentration	Final Concentration	Accuracy
p1 Cal 1-5ng	1	✓	5.0	4.6	91.3
p1 Cal 2- 10ng	2	✓	10.0	9.7	97.4
p1 Cal 3 -25ng	3	✓	25.0	26.3	105.2
p1 Cal 4-50ng	4	✓	50.0	49.8	99.7
p1 Cal 5-100ng	5	✓	100.0	102.1	102.1
p1 Cal 6-250ng	6	✓	250.0	261.1	104.4
p1 Cal 7-500ng	7	✓	500.0	513.7	102.7
p1 Cal 8-1000ng	8	✓	1000.0	972.7	97.3



# AM #28 Multi-Drug Quant. Calibration Curve Report

**Batch results** D:\MassHunter\Data\2020\AM 27-28\AM 27 28 052720 CS\QuantResults\AM 28.batch.bin  
**Last Cal. Update** 5/29/2020 7:38 AM  
**Analyst Name** ISP\Datastor  
**Analyte** Hydrocodone **Internal Standard** Hydrocodone-D6



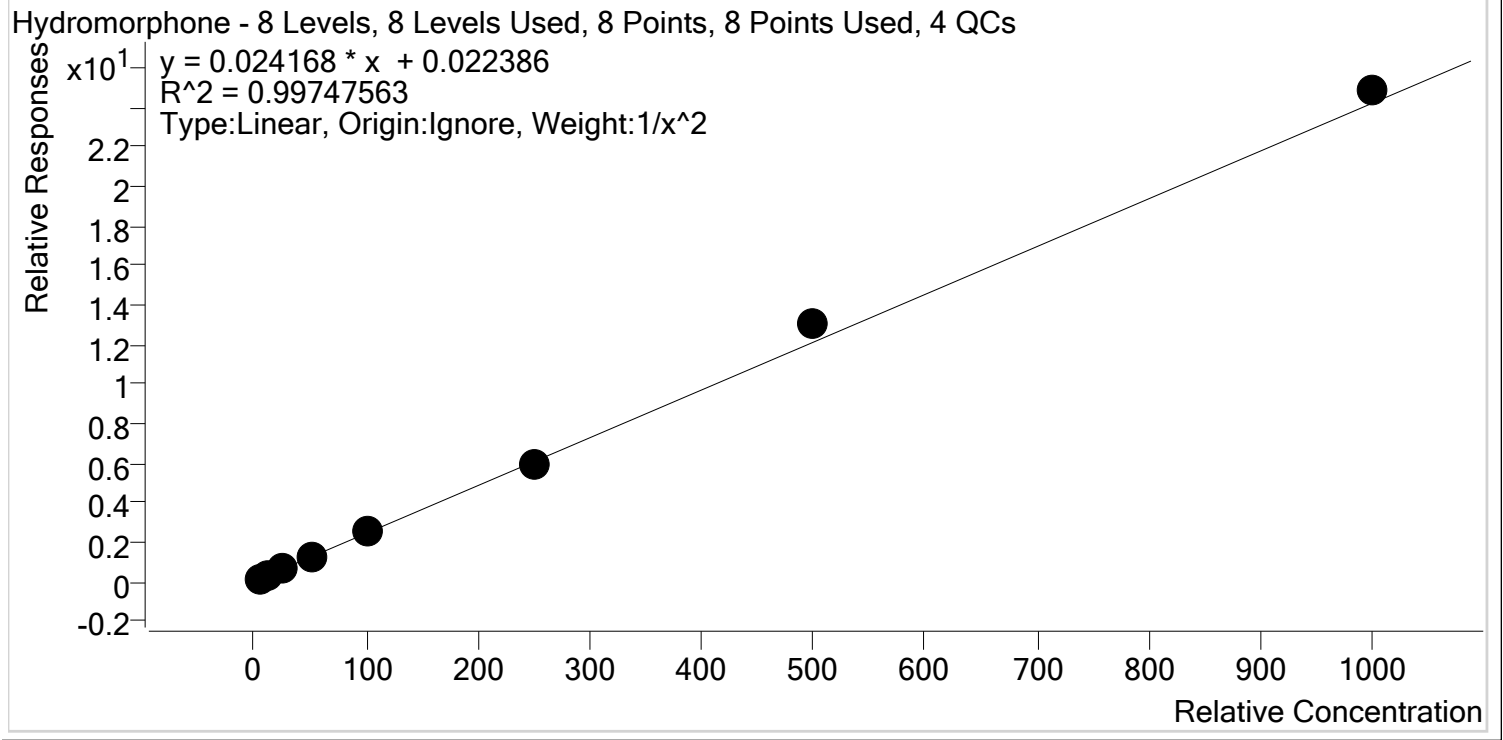
Sample	Level	Enabled	Expected Concentration	Final Concentration	Accuracy
p1 Cal 1-5ng	1	✓	5.0	4.9	97.4
p1 Cal 2- 10ng	2	✓	10.0	9.7	97.3
p1 Cal 3 -25ng	3	✓	25.0	29.2	117.0
p1 Cal 4-50ng	4	✓	50.0	53.1	106.2
p1 Cal 5-100ng	5	✓	100.0	97.9	97.9
p1 Cal 6-250ng	6	✓	250.0	282.4	113.0
p1 Cal 7-500ng	7	✓	500.0	423.5	84.7
p1 Cal 8-1000ng	8	✓	1000.0	865.6	86.6





# AM #28 Multi-Drug Quant. Calibration Curve Report

**Batch results** D:\MassHunter\Data\2020\AM 27-28\AM 27 28 052720 CS\QuantResults\AM 28.batch.bin  
**Last Cal. Update** 5/29/2020 7:38 AM  
**Analyst Name** ISP\Datastor  
**Analyte** Hydromorphone **Internal Standard** Hydromorphone-D6

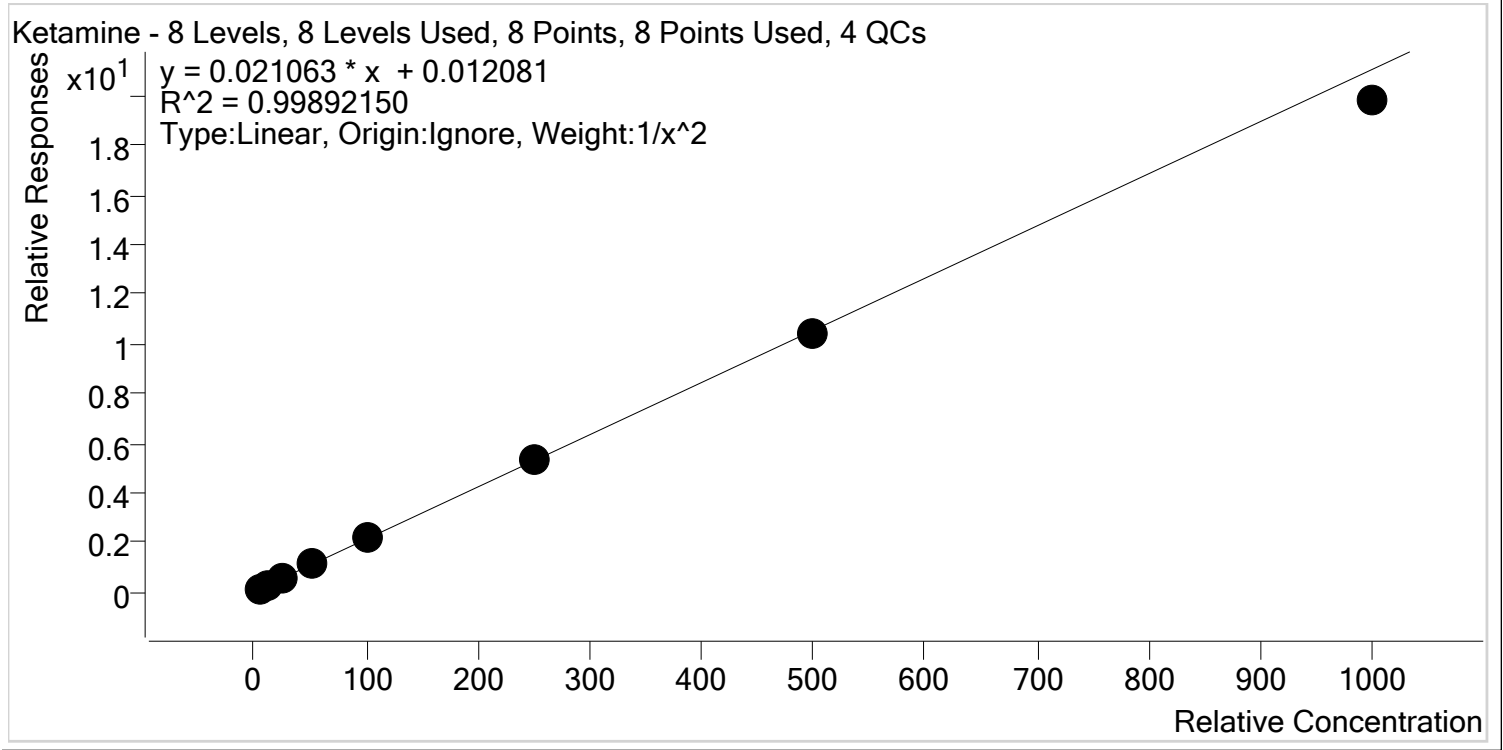


Sample	Level	Enabled	Expected Concentration	Final Concentration	Accuracy
p1 Cal 1-5ng	1	✓	5.0	5.1	101.5
p1 Cal 2- 10ng	2	✓	10.0	10.0	100.2
p1 Cal 3 -25ng	3	✓	25.0	23.3	93.1
p1 Cal 4-50ng	4	✓	50.0	48.6	97.1
p1 Cal 5-100ng	5	✓	100.0	101.0	101.0
p1 Cal 6-250ng	6	✓	250.0	242.0	96.8
p1 Cal 7-500ng	7	✓	500.0	538.0	107.6
p1 Cal 8-1000ng	8	✓	1000.0	1026.6	102.7



# AM #28 Multi-Drug Quant. Calibration Curve Report

**Batch results** D:\MassHunter\Data\2020\AM 27-28\AM 27 28 052720 CS\QuantResults\AM 28.batch.bin  
**Last Cal. Update** 5/29/2020 7:38 AM  
**Analyst Name** ISP\Datastor  
**Analyte** Ketamine **Internal Standard** Ketamine-D4

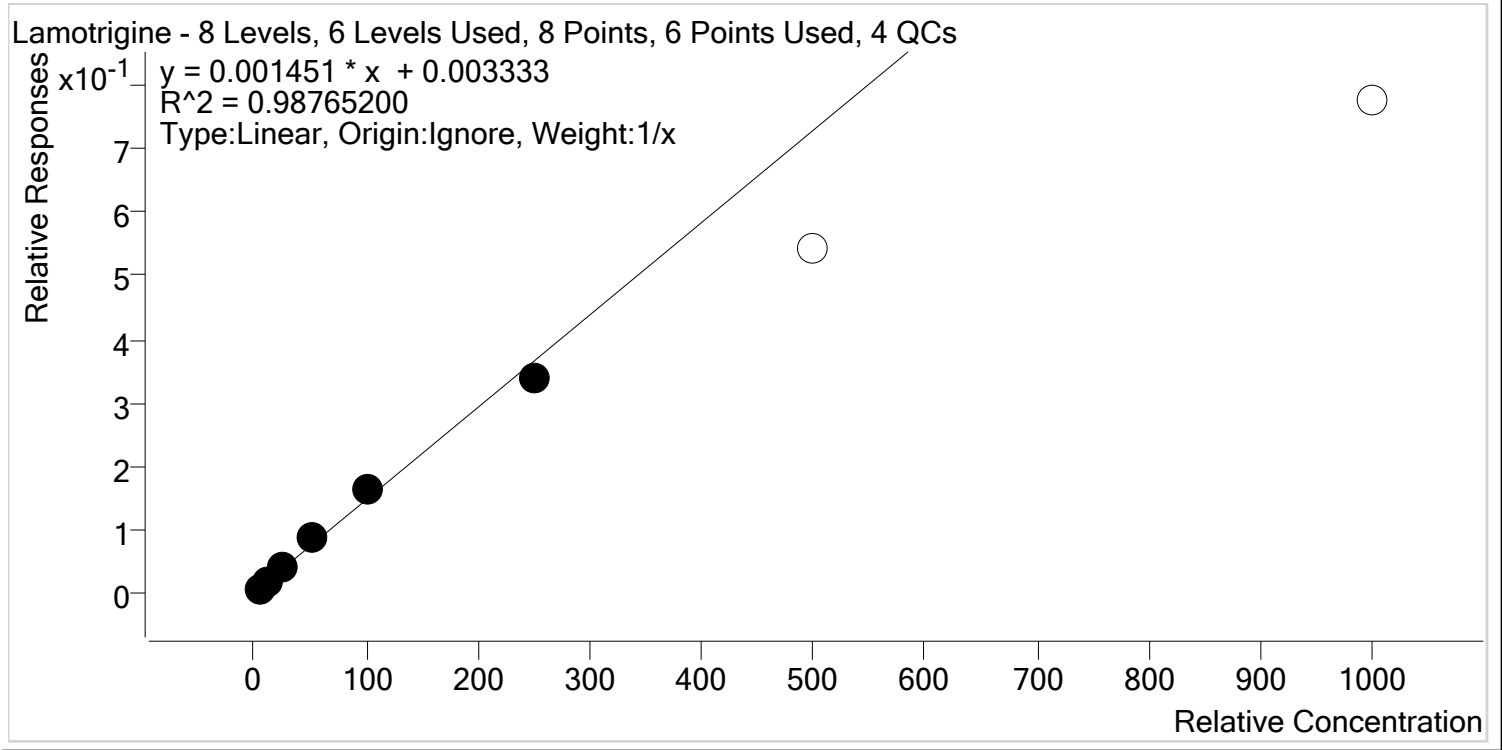


Sample	Level	Enabled	Expected Concentration	Final Concentration	Accuracy
p1 Cal 1-5ng	1	✓	5.0	4.9	98.8
p1 Cal 2- 10ng	2	✓	10.0	10.1	101.0
p1 Cal 3 -25ng	3	✓	25.0	25.4	101.5
p1 Cal 4-50ng	4	✓	50.0	51.8	103.6
p1 Cal 5-100ng	5	✓	100.0	100.1	100.1
p1 Cal 6-250ng	6	✓	250.0	254.3	101.7
p1 Cal 7-500ng	7	✓	500.0	496.1	99.2
p1 Cal 8-1000ng	8	✓	1000.0	940.3	94.0



# AM #28 Multi-Drug Quant. Calibration Curve Report

**Batch results** D:\MassHunter\Data\2020\AM 27-28\AM 27 28 052720 CS\QuantResults\AM 28.batch.bin  
**Last Cal. Update** 5/29/2020 7:38 AM  
**Analyst Name** ISP\Datastor  
**Analyte** Lamotrigine **Internal Standard** Ketamine-D4

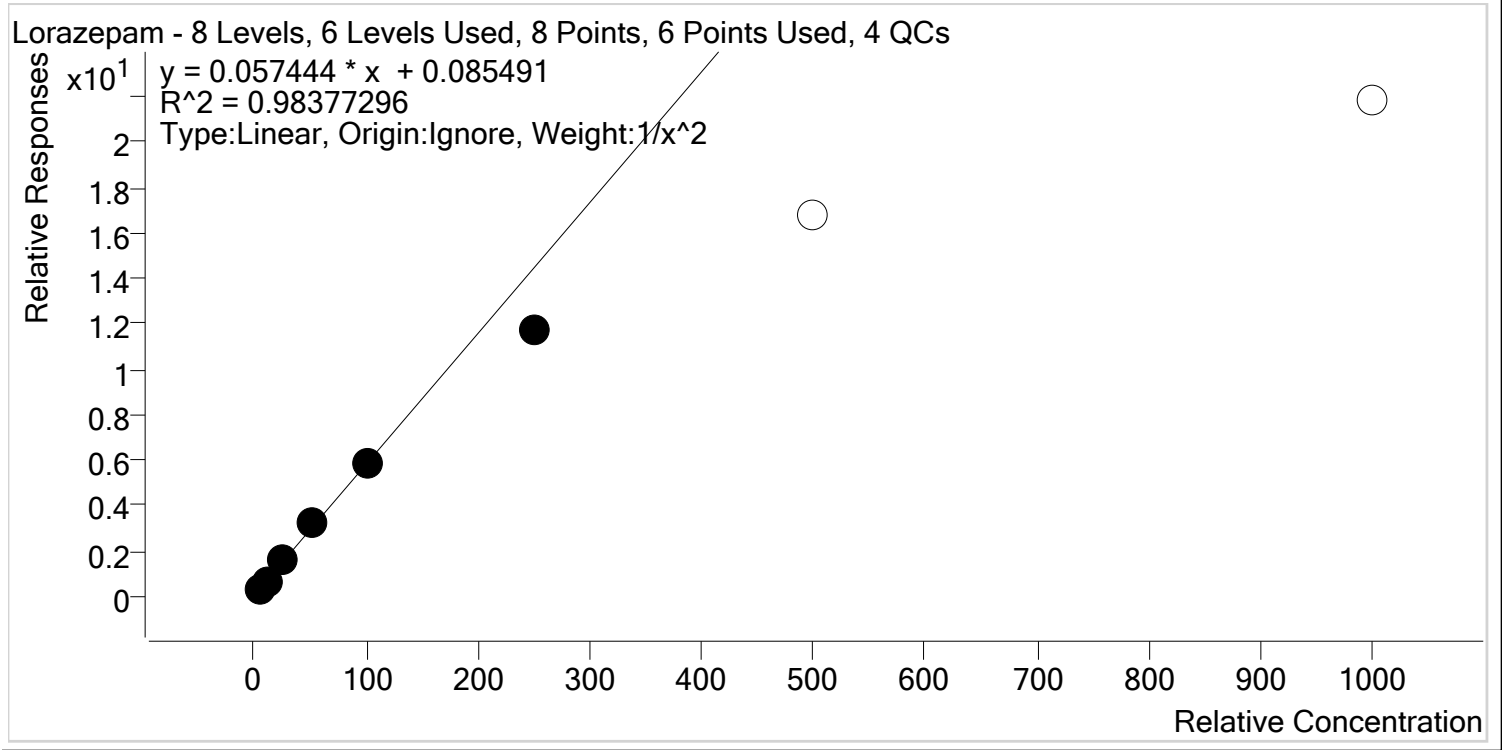


Sample	Level	Enabled	Expected Concentration	Final Concentration	Accuracy
p1 Cal 1-5ng	1	✓	5.0	3.7	74.5
p1 Cal 2- 10ng	2	✓	10.0	9.7	97.0
p1 Cal 3 -25ng	3	✓	25.0	27.4	109.6
p1 Cal 4-50ng	4	✓	50.0	58.4	116.8
p1 Cal 5-100ng	5	✓	100.0	109.5	109.5
p1 Cal 6-250ng	6	✓	250.0	231.2	92.5
p1 Cal 7-500ng	7	x	500.0	373.8	74.8
p1 Cal 8-1000ng	8	x	1000.0	532.0	53.2



# AM #28 Multi-Drug Quant. Calibration Curve Report

**Batch results** D:\MassHunter\Data\2020\AM 27-28\AM 27 28 052720 CS\QuantResults\AM 28.batch.bin  
**Last Cal. Update** 5/29/2020 7:38 AM  
**Analyst Name** ISP\Datastor  
**Analyte** Lorazepam **Internal Standard** Clonazepam-D4



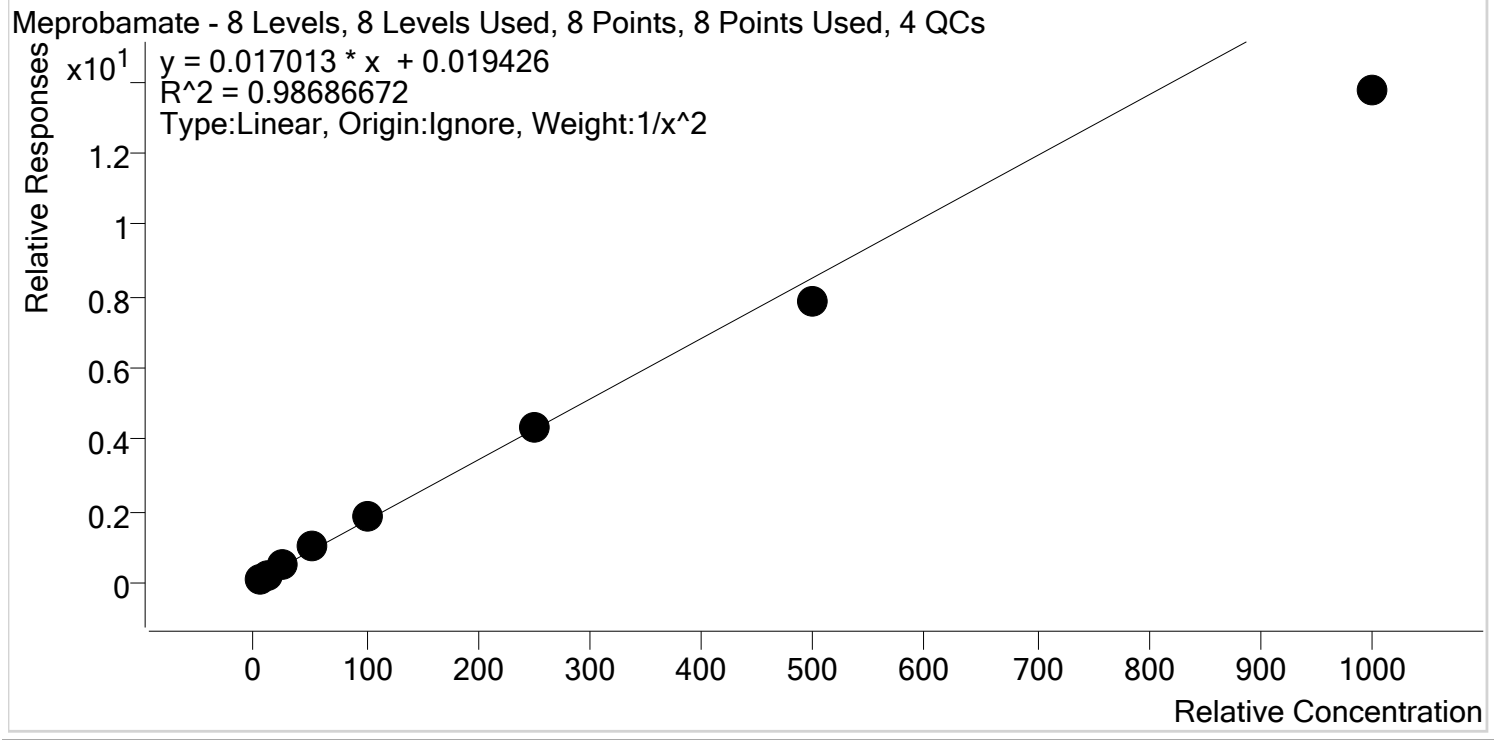
Sample	Level	Enabled	Expected Concentration	Final Concentration	Accuracy
p1 Cal 1-5ng	1	✓	5.0	4.8	95.2
p1 Cal 2- 10ng	2	✓	10.0	10.5	105.1
p1 Cal 3 -25ng	3	✓	25.0	27.2	108.9
p1 Cal 4-50ng	4	✓	50.0	54.5	108.9
p1 Cal 5-100ng	5	✓	100.0	100.4	100.4
p1 Cal 6-250ng	6	✓	250.0	203.9	81.6
p1 Cal 7-500ng	7	✗	500.0	290.4	58.1
p1 Cal 8-1000ng	8	✗	1000.0	378.0	37.8

g



# AM #28 Multi-Drug Quant. Calibration Curve Report

**Batch results** D:\MassHunter\Data\2020\AM 27-28\AM 27 28 052720 CS\QuantResults\AM 28.batch.bin  
**Last Cal. Update** 5/29/2020 7:38 AM  
**Analyst Name** ISP\Datastor  
**Analyte** Meprobamate **Internal Standard** Meprobamate-D7

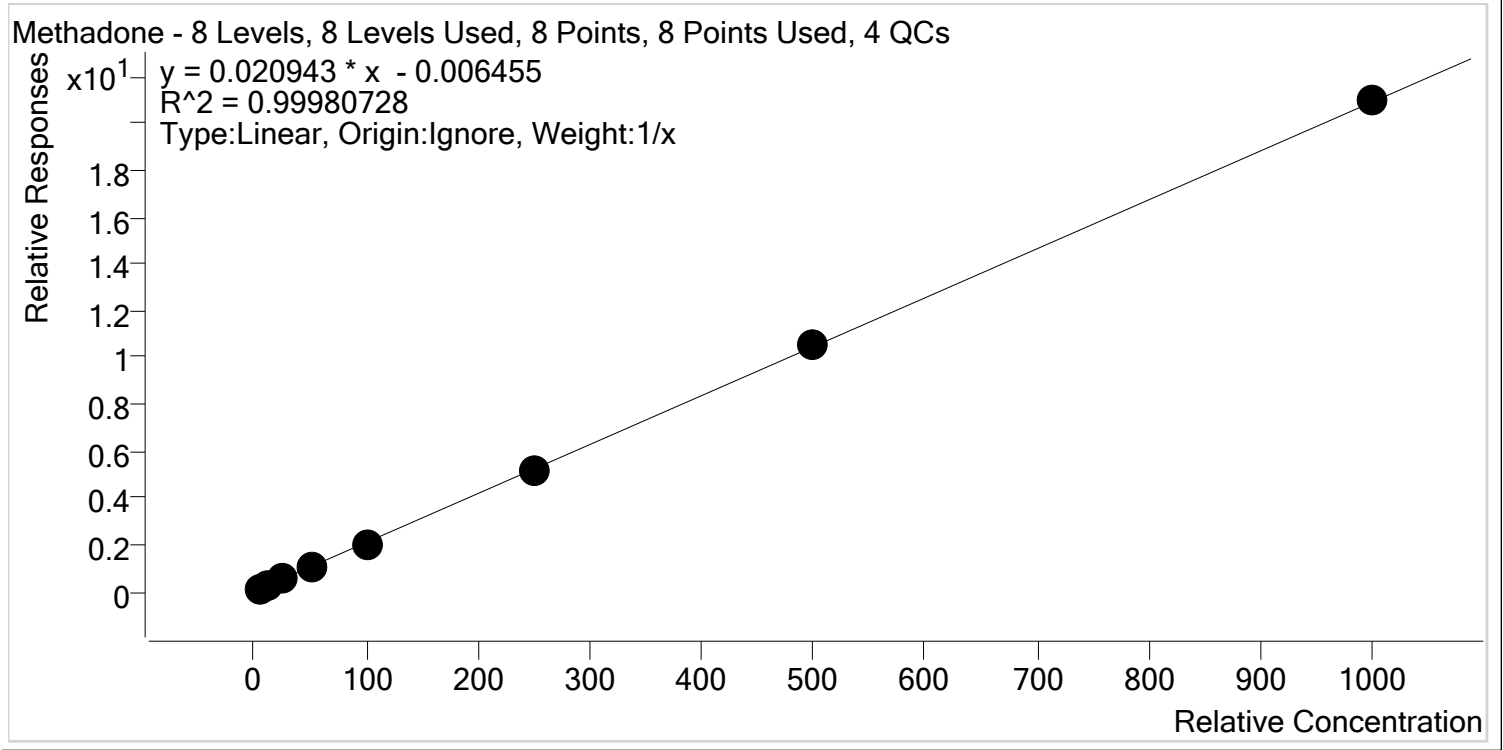


Sample	Level	Enabled	Expected Concentration	Final Concentration	Accuracy
p1 Cal 1-5ng	1	✓	5.0	4.9	97.2
p1 Cal 2- 10ng	2	✓	10.0	10.0	99.9
p1 Cal 3 -25ng	3	✓	25.0	26.8	107.1
p1 Cal 4-50ng	4	✓	50.0	55.8	111.6
p1 Cal 5-100ng	5	✓	100.0	108.4	108.4
p1 Cal 6-250ng	6	✓	250.0	256.6	102.6
p1 Cal 7-500ng	7	✓	500.0	461.9	92.4
p1 Cal 8-1000ng	8	✓	1000.0	807.3	80.7



# AM #28 Multi-Drug Quant. Calibration Curve Report

**Batch results** D:\MassHunter\Data\2020\AM 27-28\AM 27 28 052720 CS\QuantResults\AM 28.batch.bin  
**Last Cal. Update** 5/29/2020 7:38 AM  
**Analyst Name** ISP\Datastor  
**Analyte** Methadone **Internal Standard** Methadone-D9

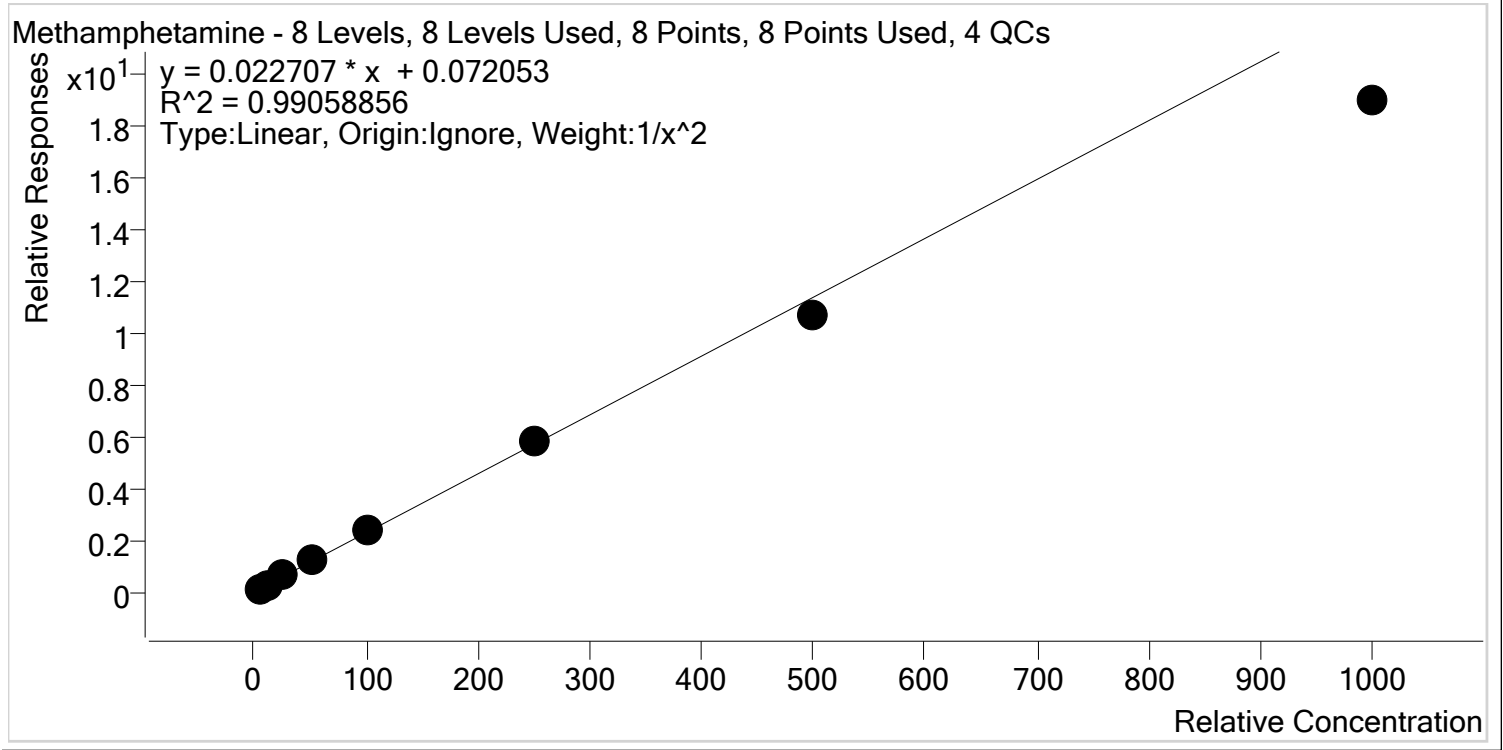


Sample	Level	Enabled	Expected Concentration	Final Concentration	Accuracy
p1 Cal 1-5ng	1	✓	5.0	5.4	108.8
p1 Cal 2- 10ng	2	✓	10.0	10.0	100.3
p1 Cal 3 -25ng	3	✓	25.0	23.9	95.6
p1 Cal 4-50ng	4	✓	50.0	49.6	99.2
p1 Cal 5-100ng	5	✓	100.0	95.4	95.4
p1 Cal 6-250ng	6	✓	250.0	249.0	99.6
p1 Cal 7-500ng	7	✓	500.0	503.6	100.7
p1 Cal 8-1000ng	8	✓	1000.0	1003.0	100.3



# AM #28 Multi-Drug Quant. Calibration Curve Report

**Batch results** D:\MassHunter\Data\2020\AM 27-28\AM 27 28 052720 CS\QuantResults\AM 28.batch.bin  
**Last Cal. Update** 5/29/2020 7:38 AM  
**Analyst Name** ISP\Datastor  
**Analyte** Methamphetamine **Internal Standard** Methamphetamine-D11

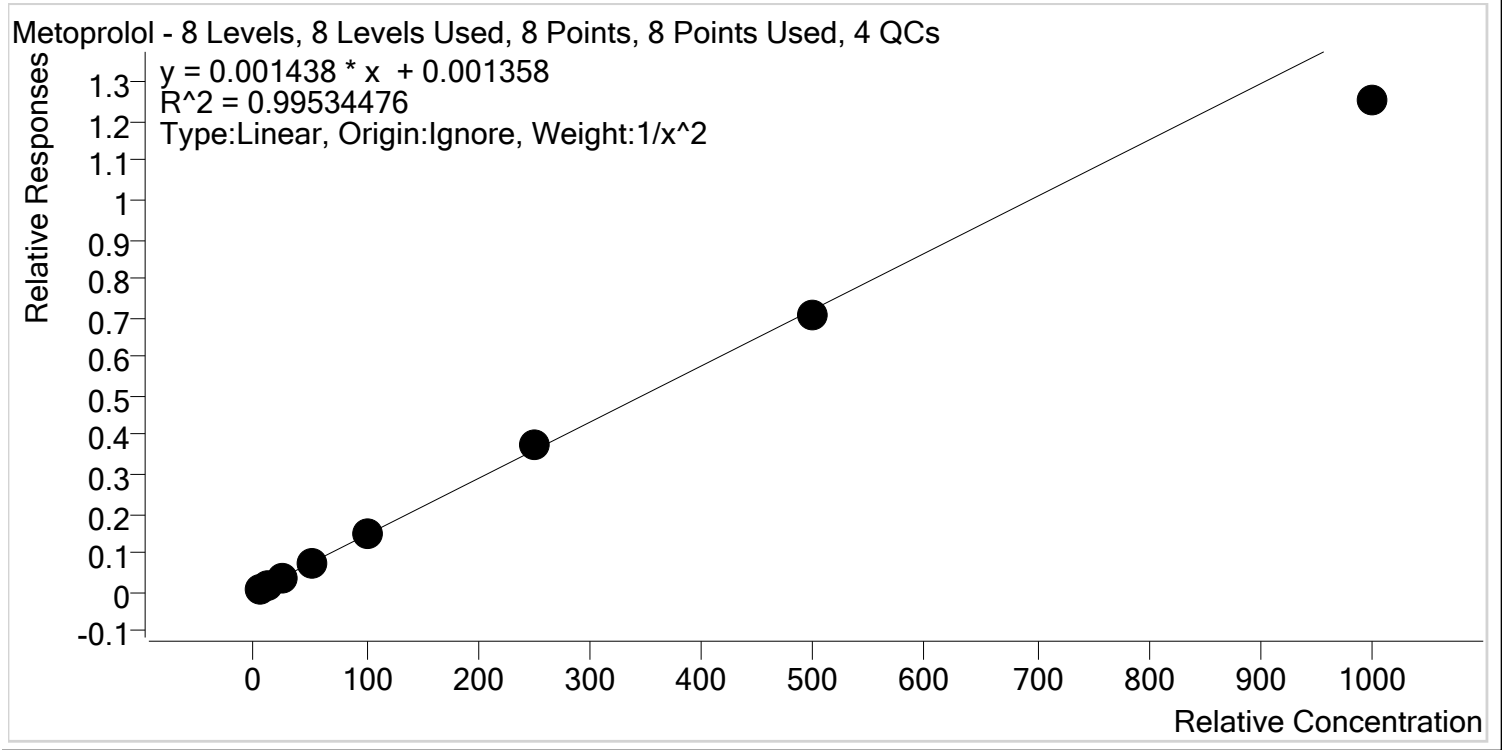


Sample	Level	Enabled	Expected Concentration	Final Concentration	Accuracy
p1 Cal 1-5ng	1	✓	5.0	4.8	96.9
p1 Cal 2- 10ng	2	✓	10.0	10.1	101.3
p1 Cal 3 -25ng	3	✓	25.0	26.6	106.6
p1 Cal 4-50ng	4	✓	50.0	54.5	108.9
p1 Cal 5-100ng	5	✓	100.0	107.0	107.0
p1 Cal 6-250ng	6	✓	250.0	255.3	102.1
p1 Cal 7-500ng	7	✓	500.0	469.0	93.8
p1 Cal 8-1000ng	8	✓	1000.0	834.1	83.4



# AM #28 Multi-Drug Quant. Calibration Curve Report

**Batch results** D:\MassHunter\Data\2020\AM 27-28\AM 27 28 052720 CS\QuantResults\AM 28.batch.bin  
**Last Cal. Update** 5/29/2020 7:38 AM  
**Analyst Name** ISP\Datastor  
**Analyte** Metoprolol **Internal Standard** Tramadol-13C-D3



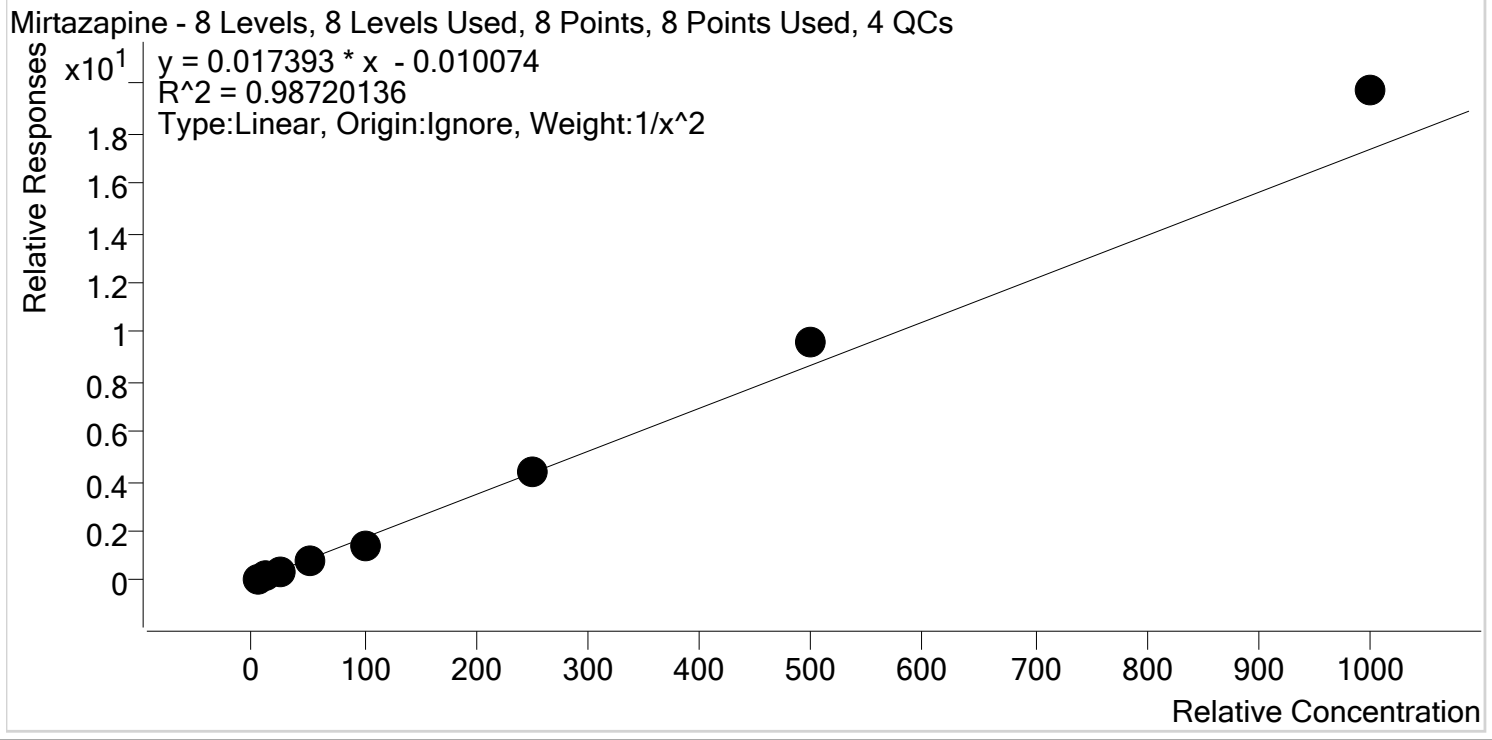
Sample	Level	Enabled	Expected Concentration	Final Concentration	Accuracy
p1 Cal 1-5ng	1	✓	5.0	4.9	97.4
p1 Cal 2- 10ng	2	✓	10.0	10.3	102.9
p1 Cal 3 -25ng	3	✓	25.0	25.6	102.5
p1 Cal 4-50ng	4	✓	50.0	52.2	104.5
p1 Cal 5-100ng	5	✓	100.0	103.3	103.3
p1 Cal 6-250ng	6	✓	250.0	261.3	104.5
p1 Cal 7-500ng	7	✓	500.0	488.8	97.8
p1 Cal 8-1000ng	8	✓	1000.0	870.2	87.0





# AM #28 Multi-Drug Quant. Calibration Curve Report

**Batch results** D:\MassHunter\Data\2020\AM 27-28\AM 27 28 052720 CS\QuantResults\AM 28.batch.bin  
**Last Cal. Update** 5/29/2020 7:38 AM  
**Analyst Name** ISP\Datastor  
**Analyte** Mirtazapine **Internal Standard** alpha-PVP-d8

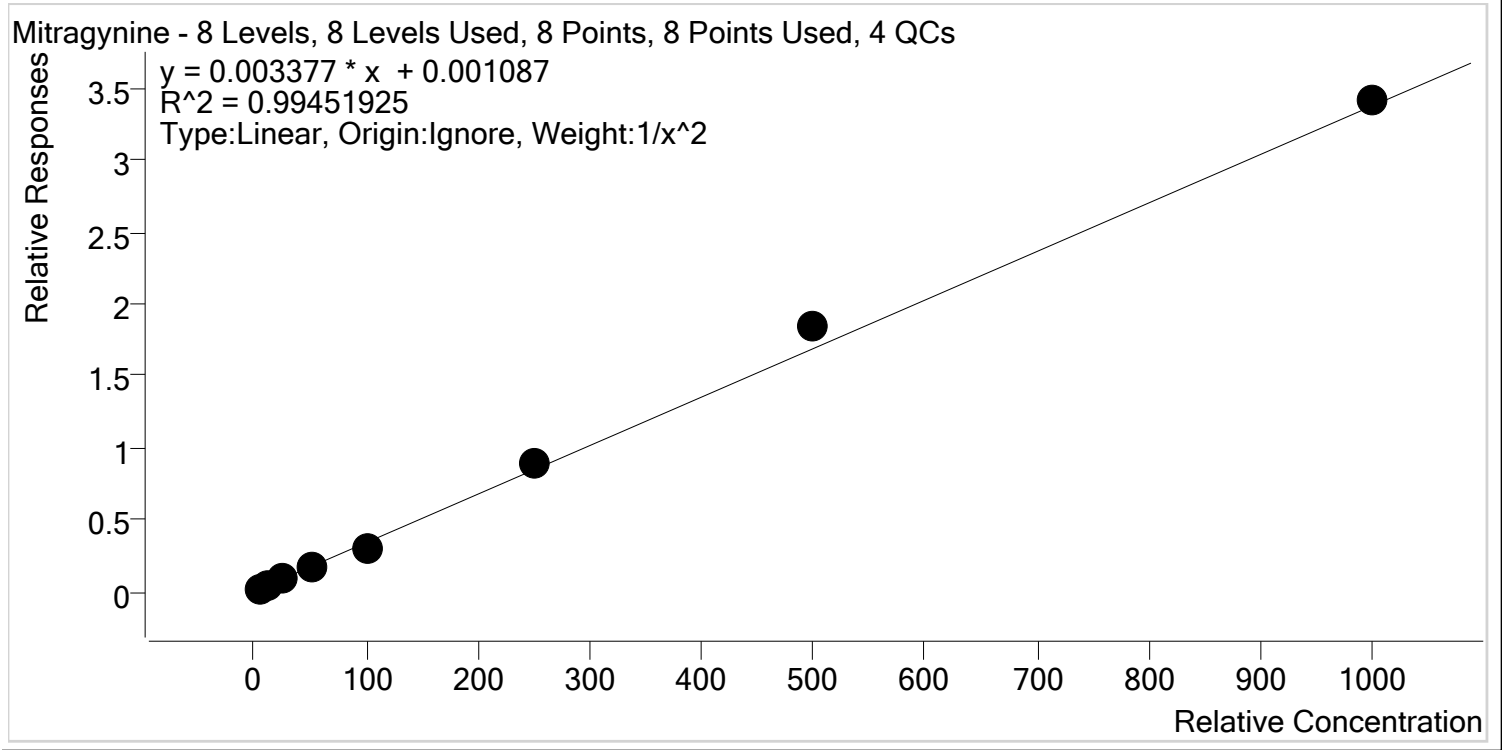


Sample	Level	Enabled	Expected Concentration	Final Concentration	Accuracy
p1 Cal 1-5ng	1	✓	5.0	5.0	100.8
p1 Cal 2- 10ng	2	✓	10.0	10.3	103.2
p1 Cal 3 -25ng	3	✓	25.0	24.1	96.6
p1 Cal 4-50ng	4	✓	50.0	44.3	88.6
p1 Cal 5-100ng	5	✓	100.0	84.5	84.5
p1 Cal 6-250ng	6	✓	250.0	256.7	102.7
p1 Cal 7-500ng	7	✓	500.0	550.0	110.0
p1 Cal 8-1000ng	8	✓	1000.0	1136.0	113.6



# AM #28 Multi-Drug Quant. Calibration Curve Report

**Batch results** D:\MassHunter\Data\2020\AM 27-28\AM 27 28 052720 CS\QuantResults\AM 28.batch.bin  
**Last Cal. Update** 5/29/2020 7:38 AM  
**Analyst Name** ISP\Datastor  
**Analyte** Mitragynine **Internal Standard** Methadone-D9



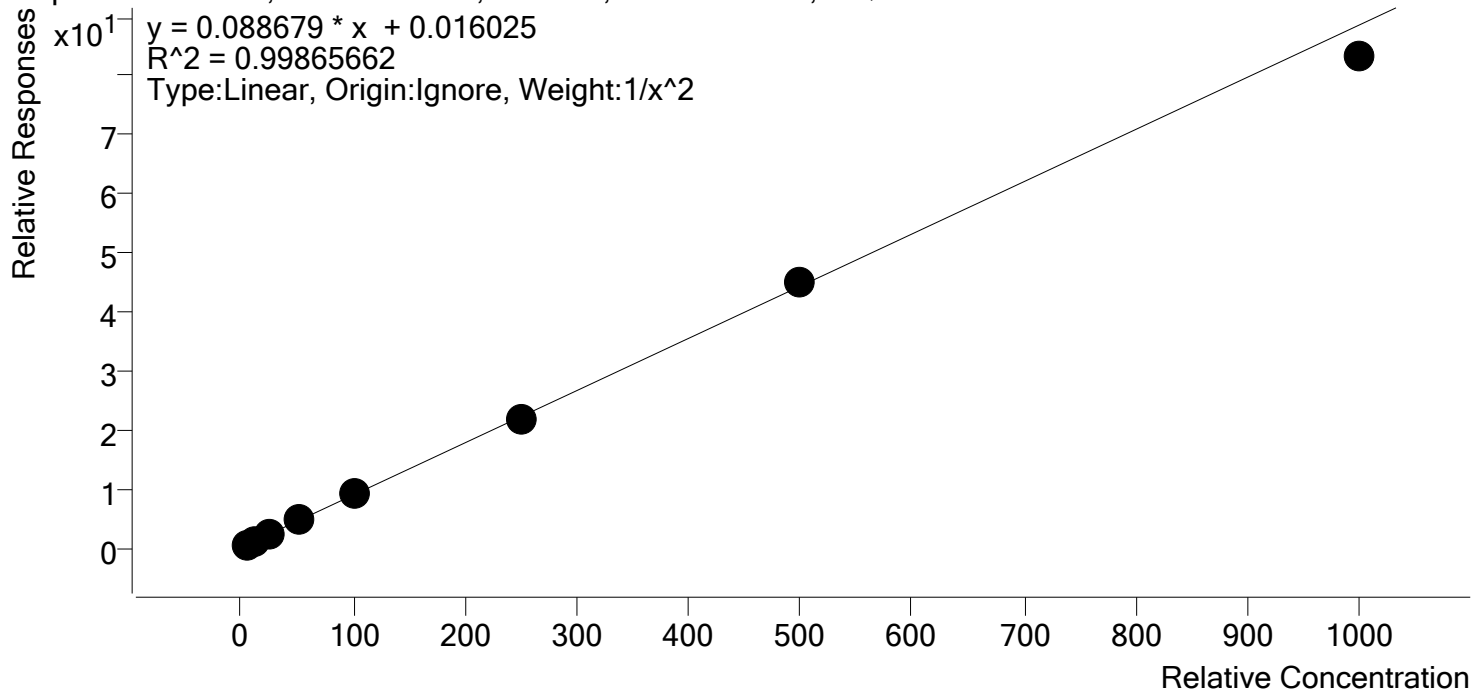
Sample	Level	Enabled	Expected Concentration	Final Concentration	Accuracy
p1 Cal 1-5ng	1	✓	5.0	5.1	101.2
p1 Cal 2- 10ng	2	✓	10.0	9.9	98.7
p1 Cal 3 -25ng	3	✓	25.0	25.3	101.1
p1 Cal 4-50ng	4	✓	50.0	48.4	96.8
p1 Cal 5-100ng	5	✓	100.0	87.1	87.1
p1 Cal 6-250ng	6	✓	250.0	261.4	104.6
p1 Cal 7-500ng	7	✓	500.0	547.1	109.4
p1 Cal 8-1000ng	8	✓	1000.0	1011.1	101.1



# AM #28 Multi-Drug Quant. Calibration Curve Report

**Batch results** D:\MassHunter\Data\2020\AM 27-28\AM 27 28 052720 CS\QuantResults\AM 28.batch.bin  
**Last Cal. Update** 5/29/2020 7:38 AM  
**Analyst Name** ISP\Datastor  
**Analyte** Morphine **Internal Standard** Morphine-D6

Morphine - 8 Levels, 8 Levels Used, 8 Points, 8 Points Used, 4 QCs

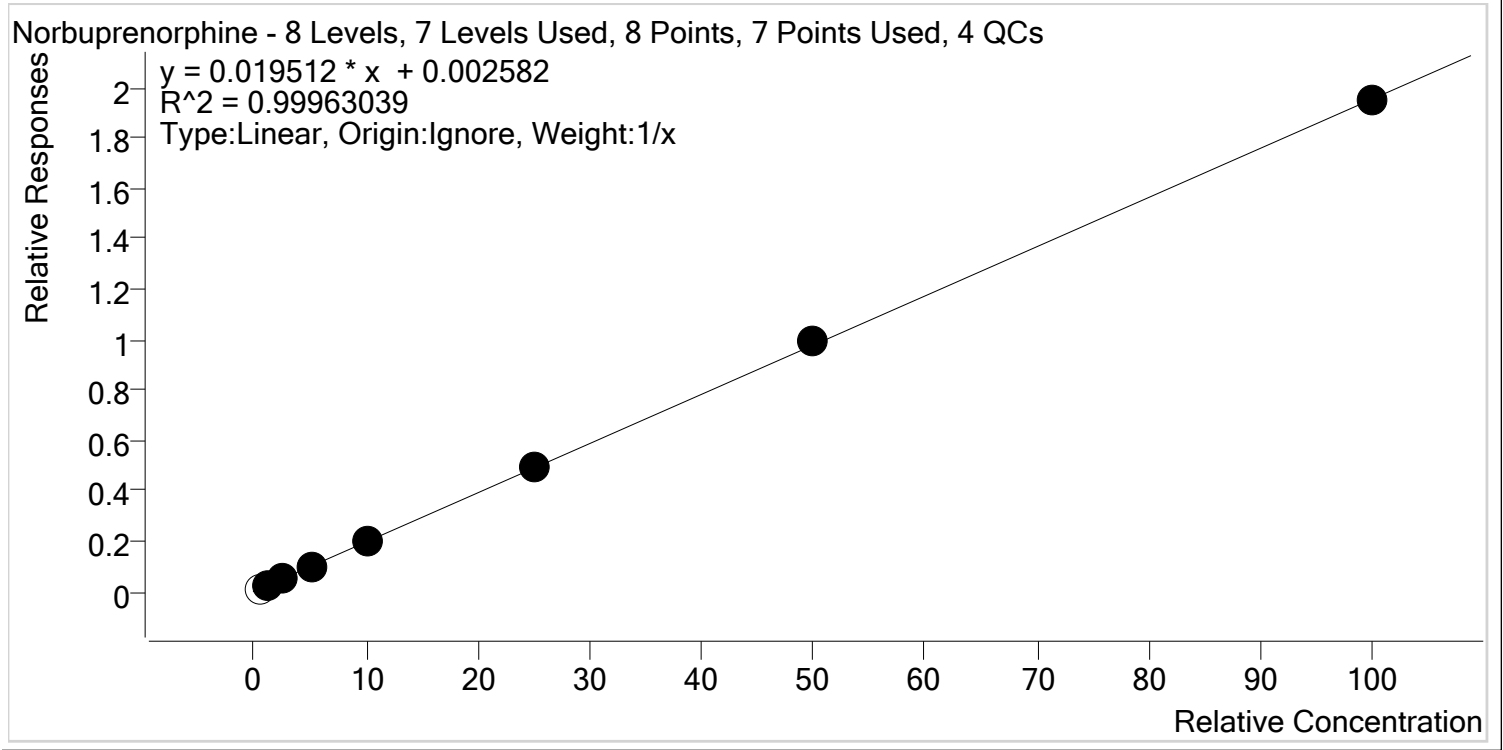


Sample	Level	Enabled	Expected Concentration	Final Concentration	Accuracy
p1 Cal 1-5ng	1	✓	5.0	4.9	98.6
p1 Cal 2- 10ng	2	✓	10.0	10.2	102.3
p1 Cal 3 -25ng	3	✓	25.0	24.8	99.1
p1 Cal 4-50ng	4	✓	50.0	52.4	104.8
p1 Cal 5-100ng	5	✓	100.0	100.5	100.5
p1 Cal 6-250ng	6	✓	250.0	248.2	99.3
p1 Cal 7-500ng	7	✓	500.0	507.5	101.5
p1 Cal 8-1000ng	8	✓	1000.0	939.6	94.0



# AM #28 Multi-Drug Quant. Calibration Curve Report

**Batch results** D:\MassHunter\Data\2020\AM 27-28\AM 27 28 052720 CS\QuantResults\AM 28.batch.bin  
**Last Cal. Update** 5/29/2020 7:38 AM  
**Analyst Name** ISP\Datastor  
**Analyte** Norbuprenorphine **Internal Standard** Norbuprenorphine-D3

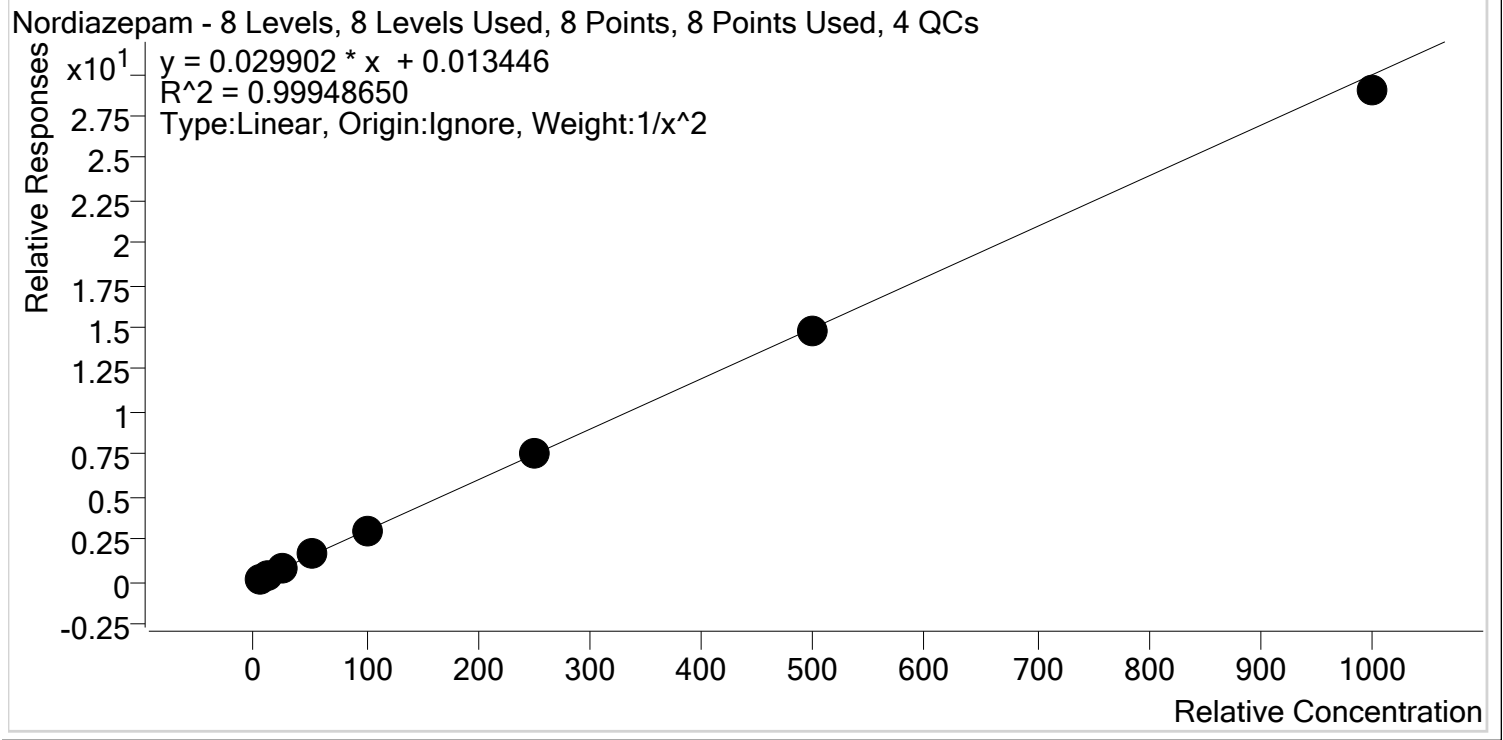


Sample	Level	Enabled	Expected Concentration	Final Concentration	Accuracy
p1 Cal 1-5ng	1	x	0.5	0.5	98.7
p1 Cal 2- 10ng	2	✓	1.0	1.1	112.0
p1 Cal 3 -25ng	3	✓	2.5	2.4	95.0
p1 Cal 4-50ng	4	✓	5.0	4.7	93.2
p1 Cal 5-100ng	5	✓	10.0	9.9	98.5
p1 Cal 6-250ng	6	✓	25.0	24.9	99.7
p1 Cal 7-500ng	7	✓	50.0	50.9	101.7
p1 Cal 8-1000ng	8	✓	100.0	99.7	99.7



# AM #28 Multi-Drug Quant. Calibration Curve Report

**Batch results** D:\MassHunter\Data\2020\AM 27-28\AM 27 28 052720 CS\QuantResults\AM 28.batch.bin  
**Last Cal. Update** 5/29/2020 7:38 AM  
**Analyst Name** ISP\Datastor  
**Analyte** Nordiazepam **Internal Standard** Nordiazepam-D5

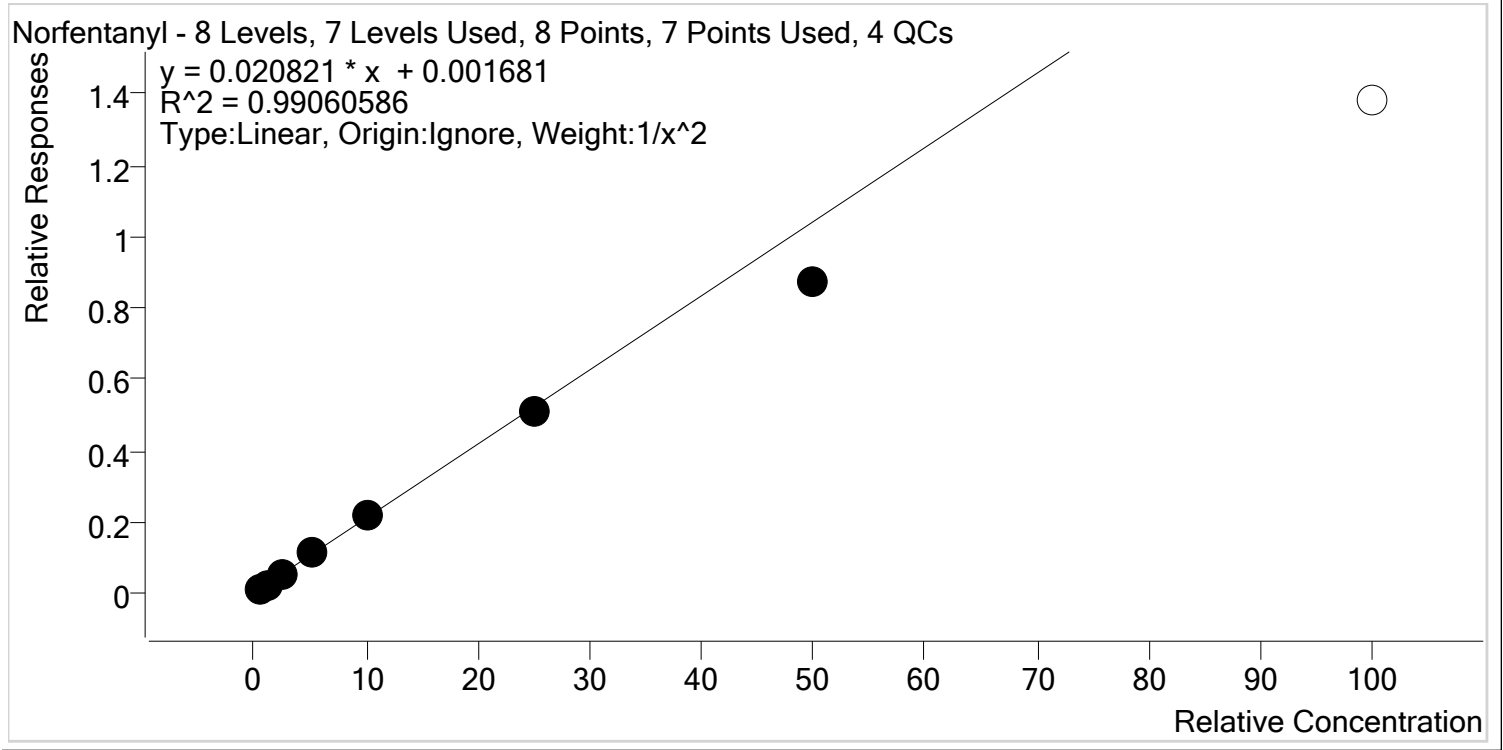


Sample	Level	Enabled	Expected Concentration	Final Concentration	Accuracy
p1 Cal 1-5ng	1	✓	5.0	5.0	99.4
p1 Cal 2- 10ng	2	✓	10.0	10.0	100.4
p1 Cal 3 -25ng	3	✓	25.0	25.0	100.1
p1 Cal 4-50ng	4	✓	50.0	51.8	103.6
p1 Cal 5-100ng	5	✓	100.0	100.2	100.2
p1 Cal 6-250ng	6	✓	250.0	252.3	100.9
p1 Cal 7-500ng	7	✓	500.0	491.8	98.4
p1 Cal 8-1000ng	8	✓	1000.0	968.8	96.9



# AM #28 Multi-Drug Quant. Calibration Curve Report

**Batch results** D:\MassHunter\Data\2020\AM 27-28\AM 27 28 052720 CS\QuantResults\AM 28.batch.bin  
**Last Cal. Update** 5/29/2020 7:38 AM  
**Analyst Name** ISP\Datastor  
**Analyte** Norfentanyl **Internal Standard** Norfentanyl-D5

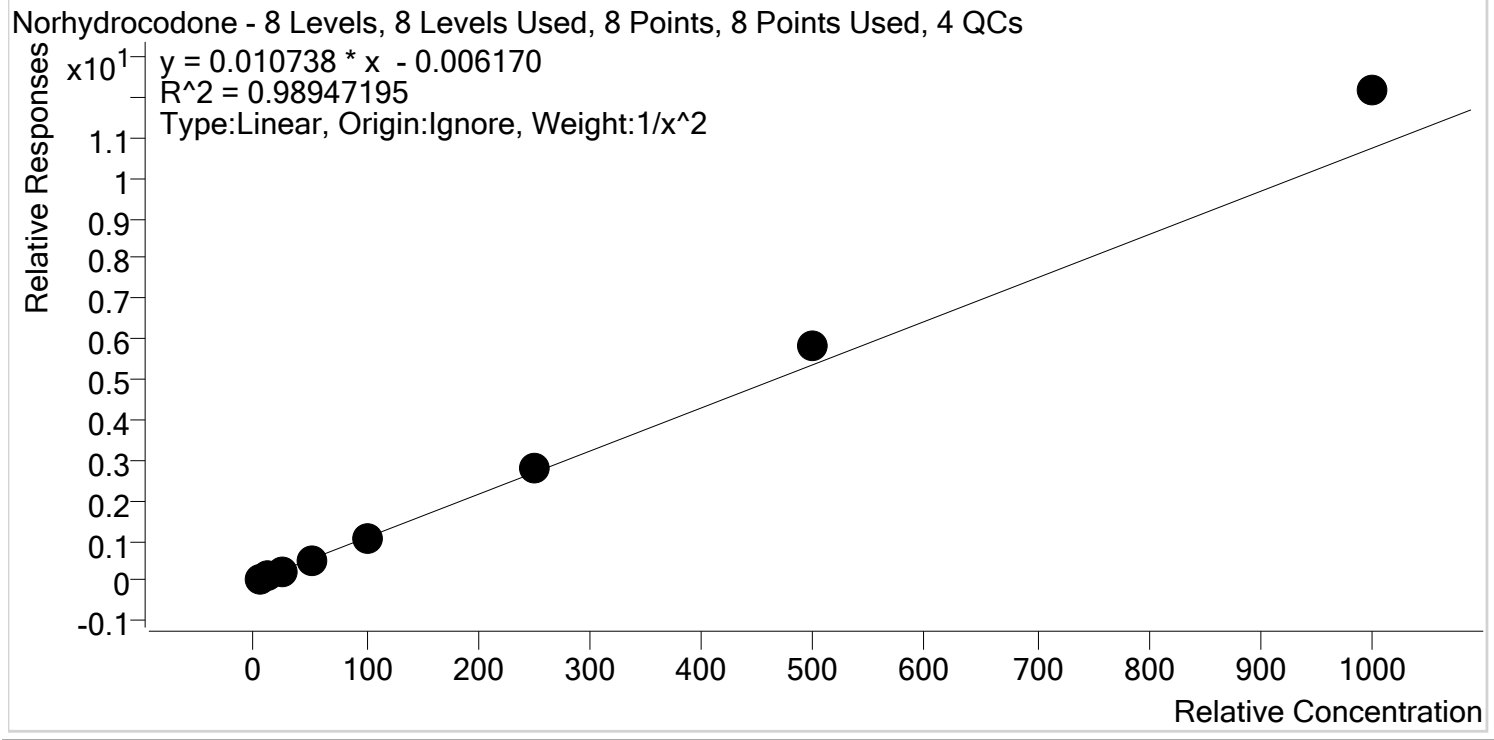


Sample	Level	Enabled	Expected Concentration	Final Concentration	Accuracy
p1 Cal 1-5ng	1	✓	0.5	0.5	96.7
p1 Cal 2- 10ng	2	✓	1.0	1.0	102.7
p1 Cal 3 -25ng	3	✓	2.5	2.6	105.7
p1 Cal 4-50ng	4	✓	5.0	5.4	108.3
p1 Cal 5-100ng	5	✓	10.0	10.5	104.9
p1 Cal 6-250ng	6	✓	25.0	24.5	98.0
p1 Cal 7-500ng	7	✓	50.0	41.9	83.9
p1 Cal 8-1000ng	8	✗	100.0	66.3	66.3



# AM #28 Multi-Drug Quant. Calibration Curve Report

**Batch results** D:\MassHunter\Data\2020\AM 27-28\AM 27 28 052720 CS\QuantResults\AM 28.batch.bin  
**Last Cal. Update** 5/29/2020 7:38 AM  
**Analyst Name** ISP\Datastor  
**Analyte** Norhydrocodone **Internal Standard** Norhydrocodone-D3

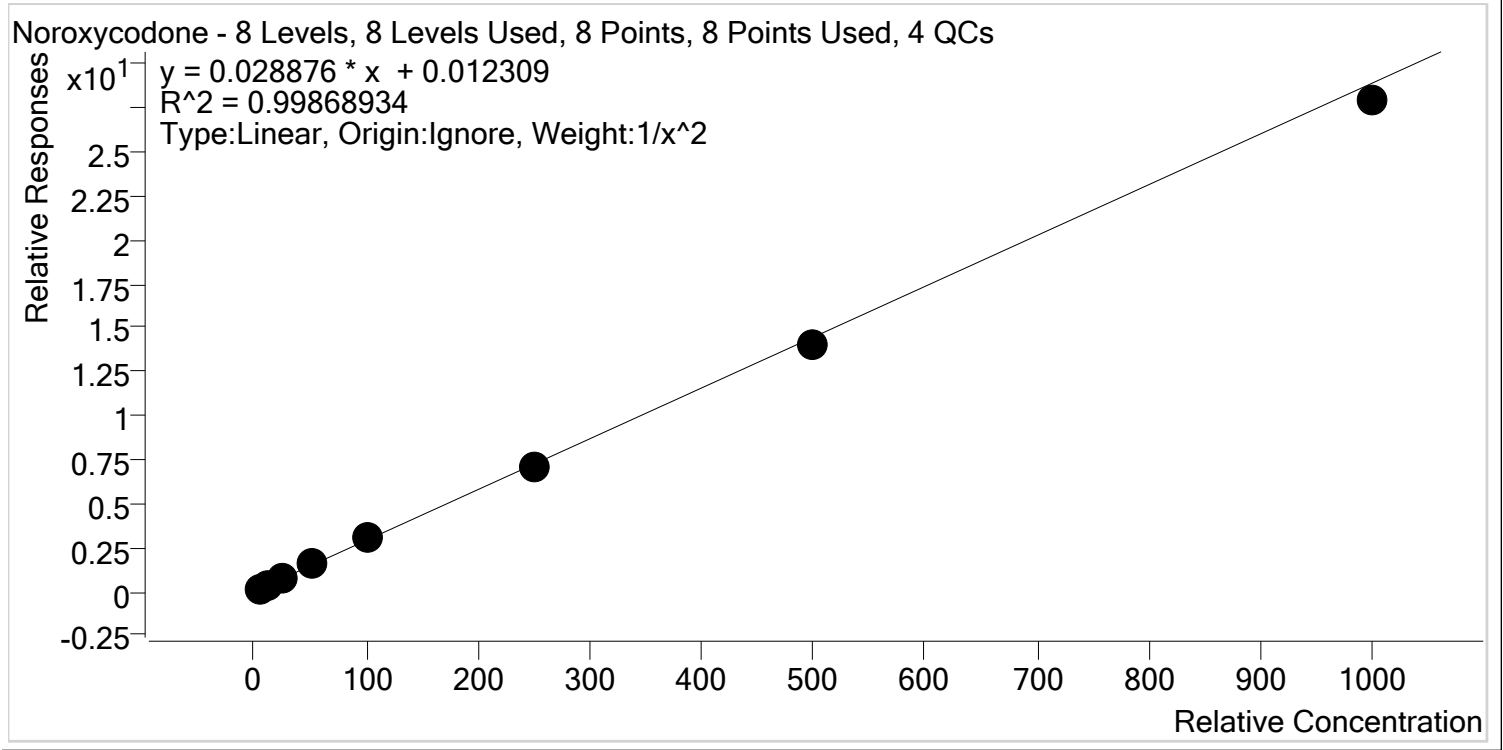


Sample	Level	Enabled	Expected Concentration	Final Concentration	Accuracy
p1 Cal 1-5ng	1	✓	5.0	5.3	106.8
p1 Cal 2- 10ng	2	✓	10.0	9.3	92.6
p1 Cal 3 -25ng	3	✓	25.0	22.2	88.8
p1 Cal 4-50ng	4	✓	50.0	46.1	92.1
p1 Cal 5-100ng	5	✓	100.0	95.5	95.5
p1 Cal 6-250ng	6	✓	250.0	256.6	102.6
p1 Cal 7-500ng	7	✓	500.0	541.5	108.3
p1 Cal 8-1000ng	8	✓	1000.0	1132.9	113.3



# AM #28 Multi-Drug Quant. Calibration Curve Report

**Batch results** D:\MassHunter\Data\2020\AM 27-28\AM 27 28 052720 CS\QuantResults\AM 28.batch.bin  
**Last Cal. Update** 5/29/2020 7:38 AM  
**Analyst Name** ISP\Datastor  
**Analyte** Noroxycodone **Internal Standard** Noroxycodone-D3



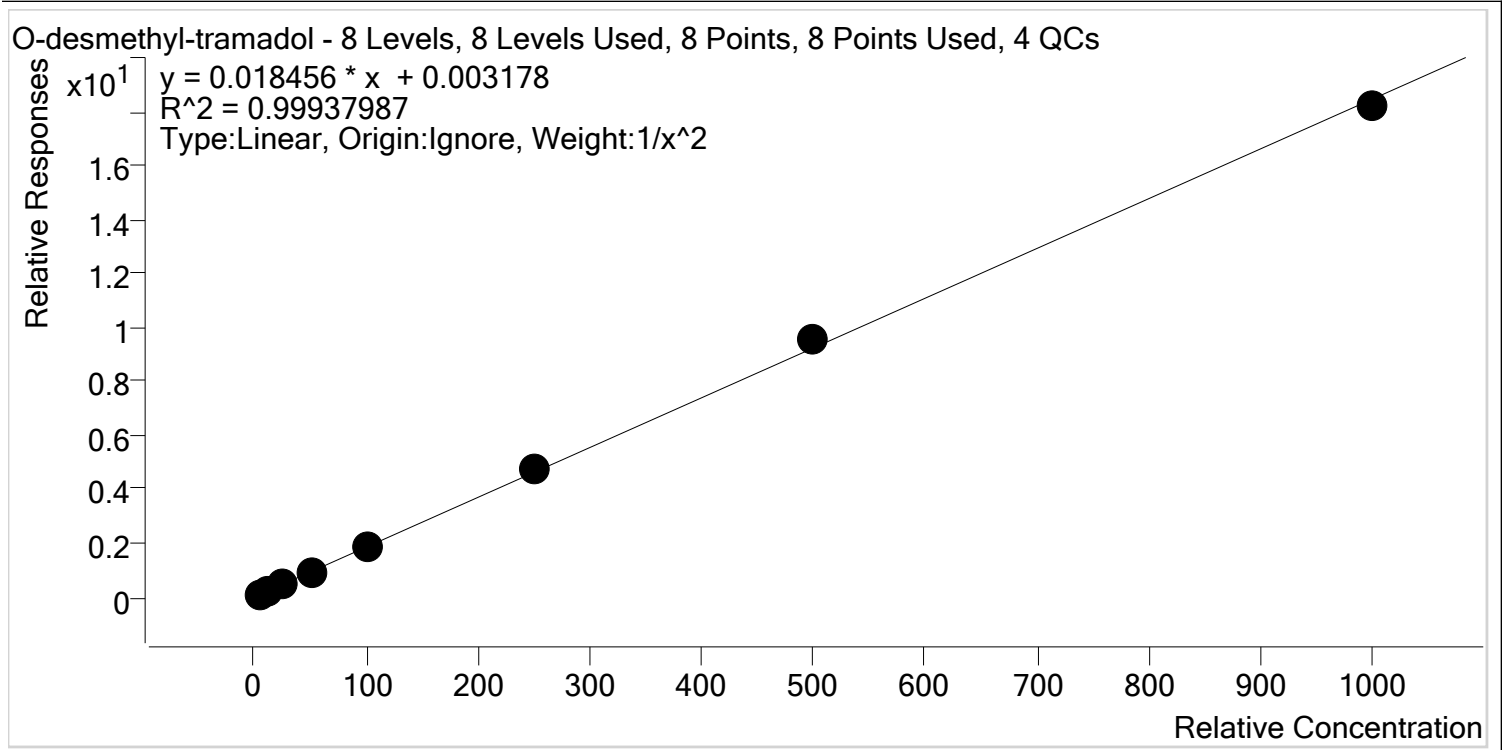
Sample	Level	Enabled	Expected Concentration	Final Concentration	Accuracy
p1 Cal 1-5ng	1	✓	5.0	4.9	98.9
p1 Cal 2- 10ng	2	✓	10.0	10.0	100.1
p1 Cal 3 -25ng	3	✓	25.0	25.7	102.8
p1 Cal 4-50ng	4	✓	50.0	52.5	104.9
p1 Cal 5-100ng	5	✓	100.0	102.6	102.6
p1 Cal 6-250ng	6	✓	250.0	243.6	97.4
p1 Cal 7-500ng	7	✓	500.0	483.5	96.7
p1 Cal 8-1000ng	8	✓	1000.0	965.7	96.6





# AM #28 Multi-Drug Quant. Calibration Curve Report

**Batch results** D:\MassHunter\Data\2020\AM 27-28\AM 27 28 052720 CS\QuantResults\AM 28.batch.bin  
**Last Cal. Update** 5/29/2020 7:38 AM  
**Analyst Name** ISP\Datastor  
**Analyte** O-desmethyl-tramadol **Internal Standard** O-desmethyl-tramadol-D6

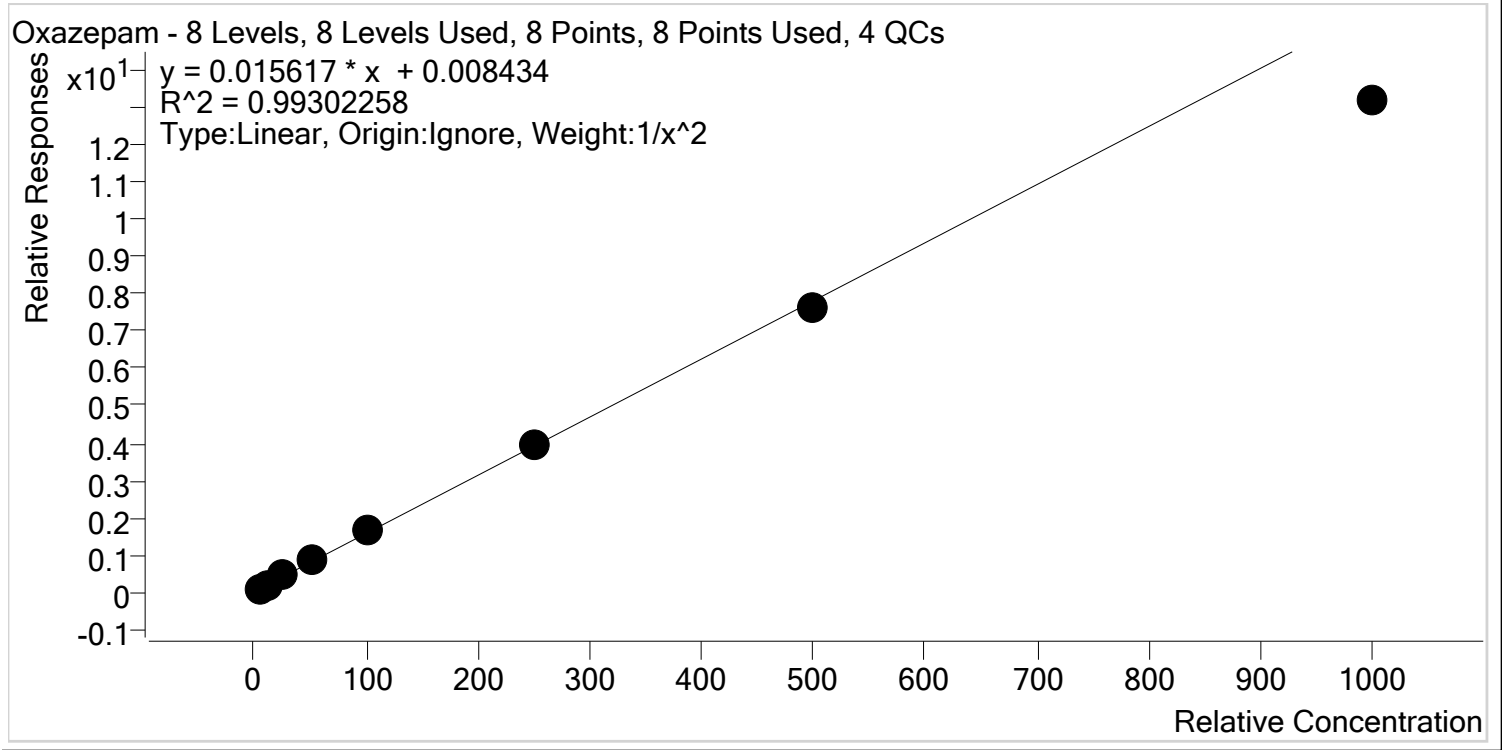


Sample	Level	Enabled	Expected Concentration	Final Concentration	Accuracy
p1 Cal 1-5ng	1	✓	5.0	5.1	101.2
p1 Cal 2- 10ng	2	✓	10.0	9.8	98.4
p1 Cal 3 -25ng	3	✓	25.0	24.5	98.2
p1 Cal 4-50ng	4	✓	50.0	50.0	100.1
p1 Cal 5-100ng	5	✓	100.0	97.6	97.6
p1 Cal 6-250ng	6	✓	250.0	256.4	102.6
p1 Cal 7-500ng	7	✓	500.0	516.8	103.4
p1 Cal 8-1000ng	8	✓	1000.0	985.8	98.6



# AM #28 Multi-Drug Quant. Calibration Curve Report

**Batch results** D:\MassHunter\Data\2020\AM 27-28\AM 27 28 052720 CS\QuantResults\AM 28.batch.bin  
**Last Cal. Update** 5/29/2020 7:38 AM  
**Analyst Name** ISP\Datastor  
**Analyte** Oxazepam **Internal Standard** Oxazepam-D5

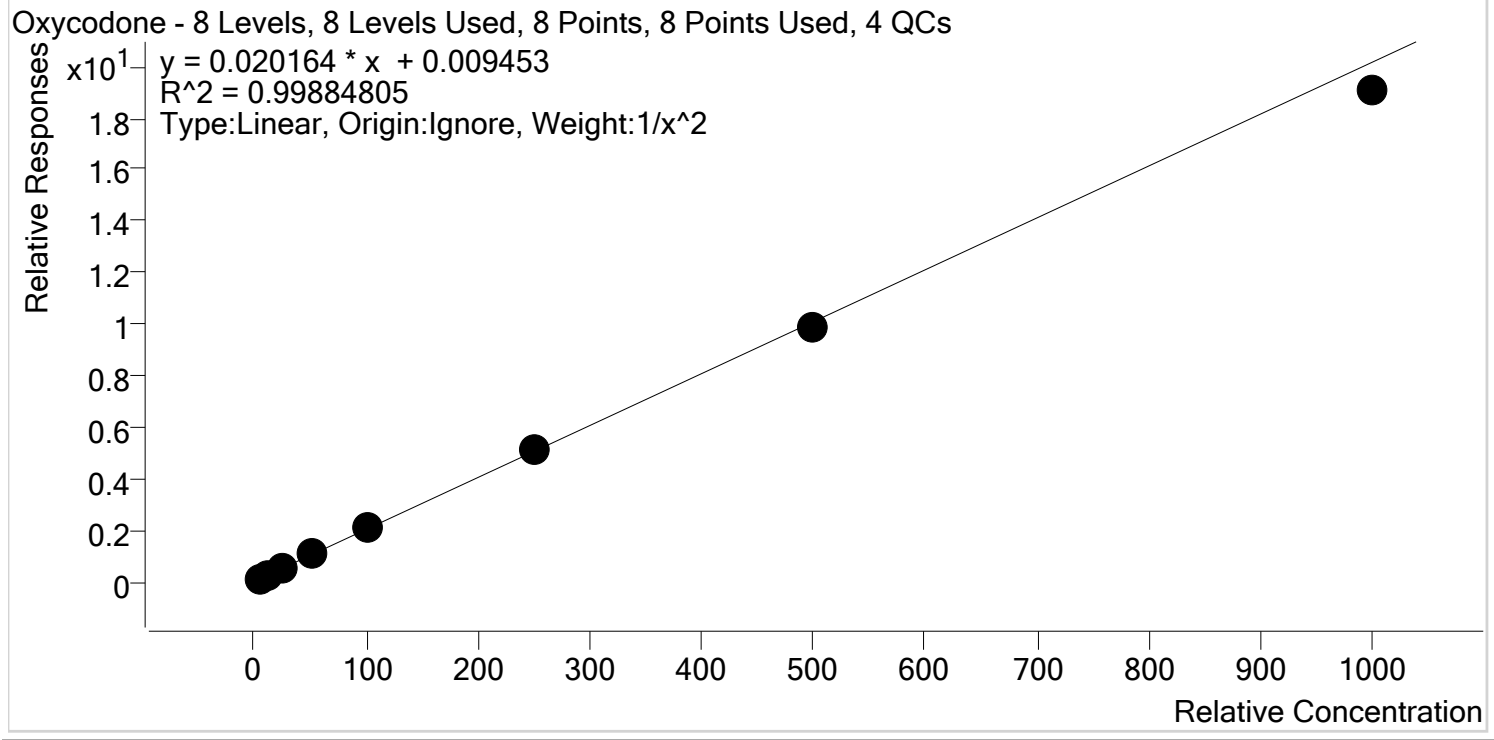


Sample	Level	Enabled	Expected Concentration	Final Concentration	Accuracy
p1 Cal 1-5ng	1	✓	5.0	4.8	96.0
p1 Cal 2- 10ng	2	✓	10.0	10.4	104.5
p1 Cal 3 -25ng	3	✓	25.0	26.2	104.8
p1 Cal 4-50ng	4	✓	50.0	53.6	107.1
p1 Cal 5-100ng	5	✓	100.0	103.7	103.7
p1 Cal 6-250ng	6	✓	250.0	253.4	101.4
p1 Cal 7-500ng	7	✓	500.0	490.7	98.1
p1 Cal 8-1000ng	8	✓	1000.0	844.6	84.5



# AM #28 Multi-Drug Quant. Calibration Curve Report

**Batch results** D:\MassHunter\Data\2020\AM 27-28\AM 27 28 052720 CS\QuantResults\AM 28.batch.bin  
**Last Cal. Update** 5/29/2020 7:38 AM  
**Analyst Name** ISP\Datastor  
**Analyte** Oxycodone **Internal Standard** Oxycodone-D6

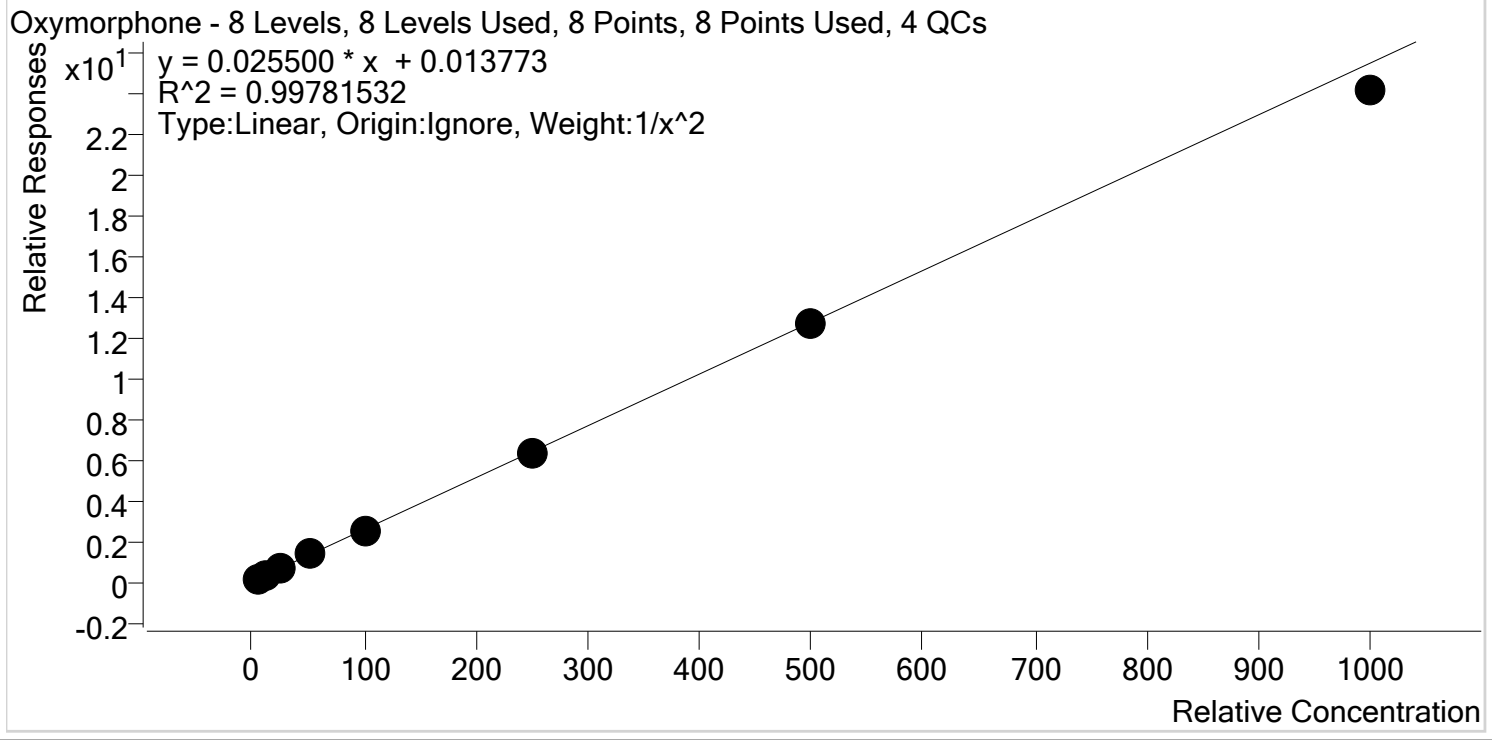


Sample	Level	Enabled	Expected Concentration	Final Concentration	Accuracy
p1 Cal 1-5ng	1	✓	5.0	5.0	99.2
p1 Cal 2- 10ng	2	✓	10.0	10.0	100.2
p1 Cal 3 -25ng	3	✓	25.0	25.2	100.8
p1 Cal 4-50ng	4	✓	50.0	52.5	105.0
p1 Cal 5-100ng	5	✓	100.0	100.9	100.9
p1 Cal 6-250ng	6	✓	250.0	252.6	101.0
p1 Cal 7-500ng	7	✓	500.0	491.6	98.3
p1 Cal 8-1000ng	8	✓	1000.0	945.4	94.5



# AM #28 Multi-Drug Quant. Calibration Curve Report

**Batch results** D:\MassHunter\Data\2020\AM 27-28\AM 27 28 052720 CS\QuantResults\AM 28.batch.bin  
**Last Cal. Update** 5/29/2020 7:38 AM  
**Analyst Name** ISP\Datastor  
**Analyte** Oxymorphone **Internal Standard** Oxymorphone-D3

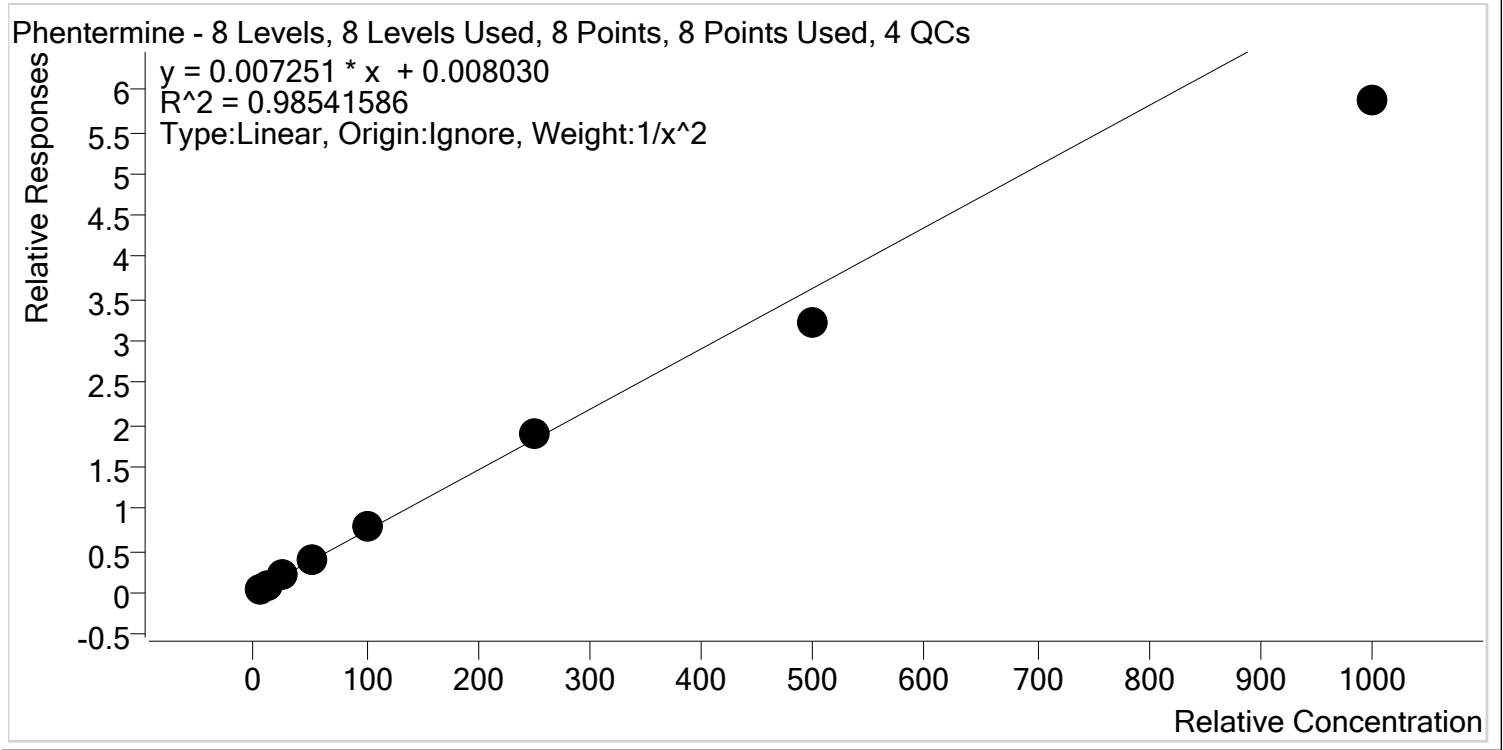


Sample	Level	Enabled	Expected Concentration	Final Concentration	Accuracy
p1 Cal 1-5ng	1	✓	5.0	5.0	99.2
p1 Cal 2- 10ng	2	✓	10.0	9.9	99.0
p1 Cal 3 -25ng	3	✓	25.0	25.8	103.4
p1 Cal 4-50ng	4	✓	50.0	54.1	108.2
p1 Cal 5-100ng	5	✓	100.0	97.9	97.9
p1 Cal 6-250ng	6	✓	250.0	246.5	98.6
p1 Cal 7-500ng	7	✓	500.0	495.4	99.1
p1 Cal 8-1000ng	8	✓	1000.0	947.0	94.7



# AM #28 Multi-Drug Quant. Calibration Curve Report

**Batch results** D:\MassHunter\Data\2020\AM 27-28\AM 27 28 052720 CS\QuantResults\AM 28.batch.bin  
**Last Cal. Update** 5/29/2020 7:38 AM  
**Analyst Name** ISP\Datastor  
**Analyte** Phentermine **Internal Standard** Phentermine-D5

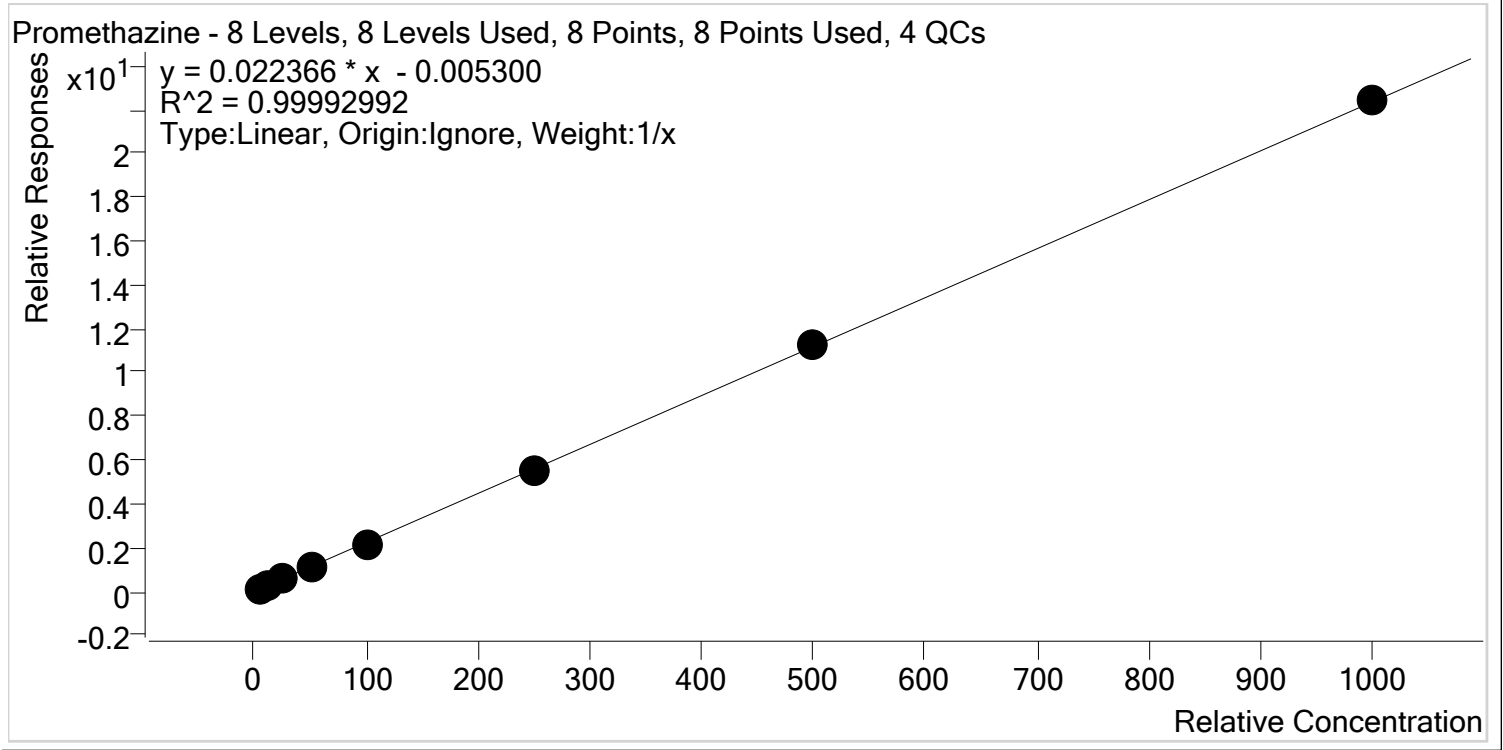


Sample	Level	Enabled	Expected Concentration	Final Concentration	Accuracy
p1 Cal 1-5ng	1	✓	5.0	4.8	95.4
p1 Cal 2- 10ng	2	✓	10.0	10.3	102.8
p1 Cal 3 -25ng	3	✓	25.0	27.4	109.7
p1 Cal 4-50ng	4	✓	50.0	54.6	109.2
p1 Cal 5-100ng	5	✓	100.0	108.3	108.3
p1 Cal 6-250ng	6	✓	250.0	261.1	104.4
p1 Cal 7-500ng	7	✓	500.0	446.0	89.2
p1 Cal 8-1000ng	8	✓	1000.0	808.5	80.9



# AM #28 Multi-Drug Quant. Calibration Curve Report

**Batch results** D:\MassHunter\Data\2020\AM 27-28\AM 27 28 052720 CS\QuantResults\AM 28.batch.bin  
**Last Cal. Update** 5/29/2020 7:38 AM  
**Analyst Name** ISP\Datastor  
**Analyte** Promethazine **Internal Standard** Promethazine-D3

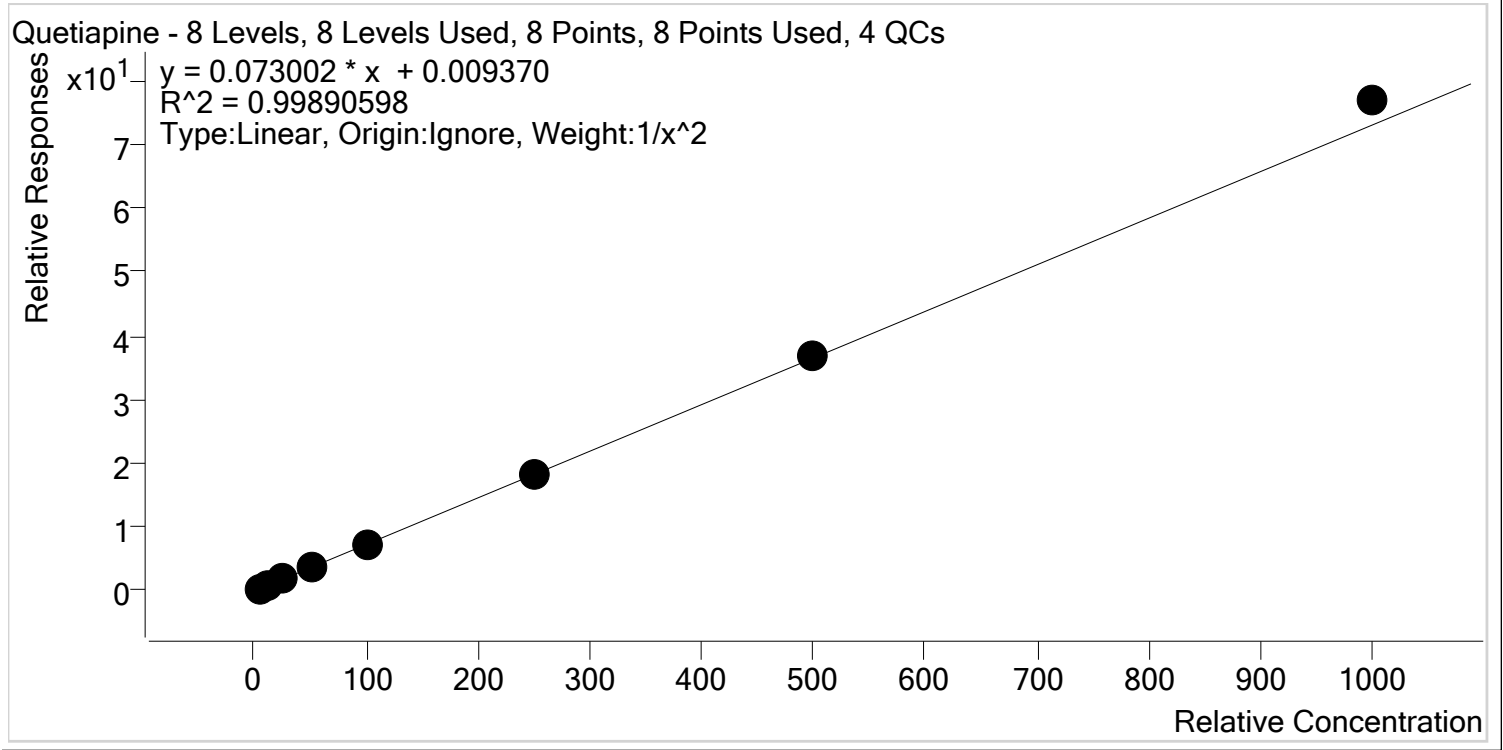


Sample	Level	Enabled	Expected Concentration	Final Concentration	Accuracy
p1 Cal 1-5ng	1	✓	5.0	5.3	106.6
p1 Cal 2- 10ng	2	✓	10.0	9.9	99.3
p1 Cal 3 -25ng	3	✓	25.0	24.1	96.6
p1 Cal 4-50ng	4	✓	50.0	49.8	99.5
p1 Cal 5-100ng	5	✓	100.0	98.1	98.1
p1 Cal 6-250ng	6	✓	250.0	247.8	99.1
p1 Cal 7-500ng	7	✓	500.0	502.0	100.4
p1 Cal 8-1000ng	8	✓	1000.0	1002.9	100.3



# AM #28 Multi-Drug Quant. Calibration Curve Report

**Batch results** D:\MassHunter\Data\2020\AM 27-28\AM 27 28 052720 CS\QuantResults\AM 28.batch.bin  
**Last Cal. Update** 5/29/2020 7:38 AM  
**Analyst Name** ISP\Datastor  
**Analyte** Quetiapine **Internal Standard** Quetiapine-D8

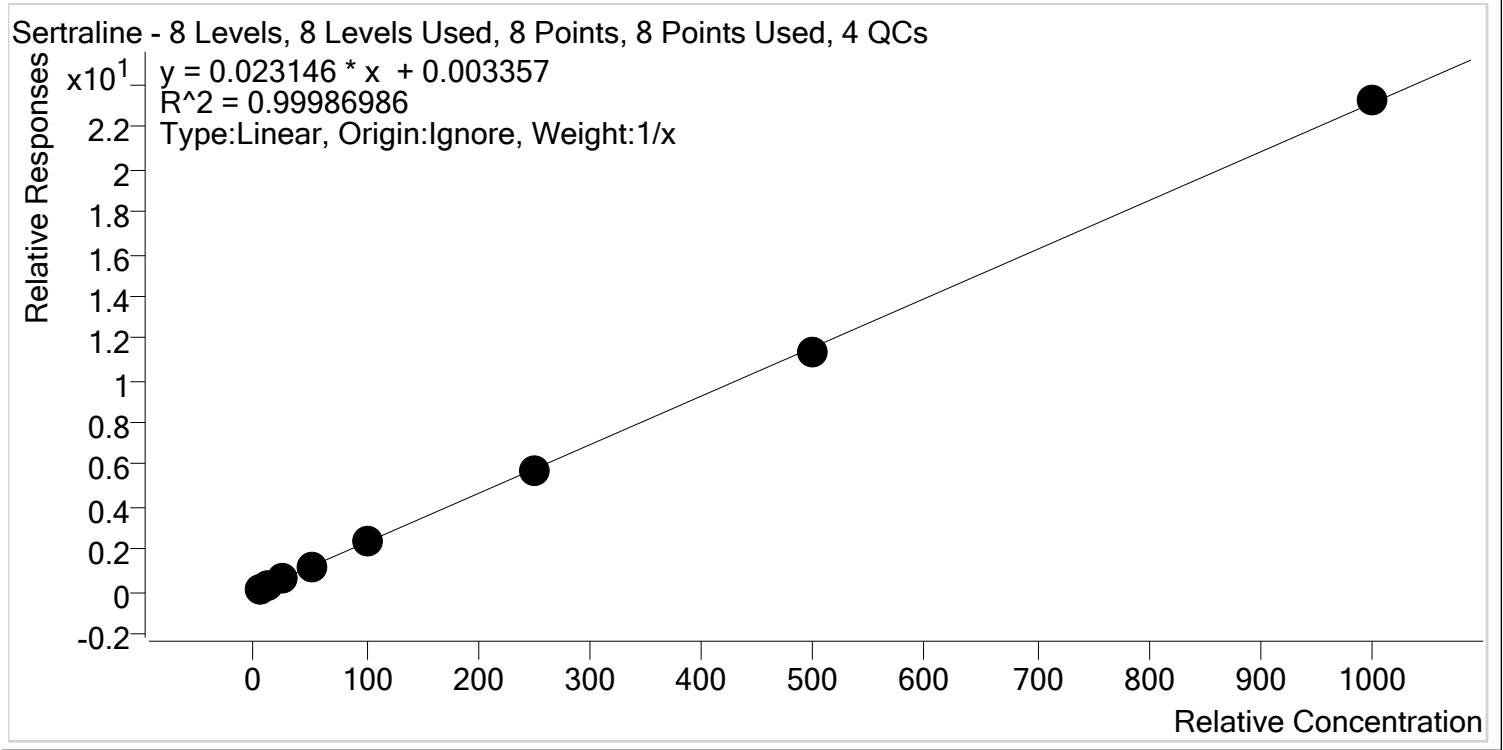


Sample	Level	Enabled	Expected Concentration	Final Concentration	Accuracy
p1 Cal 1-5ng	1	✓	5.0	5.1	101.1
p1 Cal 2- 10ng	2	✓	10.0	9.9	99.1
p1 Cal 3 -25ng	3	✓	25.0	24.6	98.3
p1 Cal 4-50ng	4	✓	50.0	49.6	99.3
p1 Cal 5-100ng	5	✓	100.0	95.2	95.2
p1 Cal 6-250ng	6	✓	250.0	253.2	101.3
p1 Cal 7-500ng	7	✓	500.0	502.8	100.6
p1 Cal 8-1000ng	8	✓	1000.0	1052.5	105.3



# AM #28 Multi-Drug Quant. Calibration Curve Report

**Batch results** D:\MassHunter\Data\2020\AM 27-28\AM 27 28 052720 CS\QuantResults\AM 28.batch.bin  
**Last Cal. Update** 5/29/2020 7:38 AM  
**Analyst Name** ISP\Datastor  
**Analyte** Sertraline **Internal Standard** Sertraline-D3



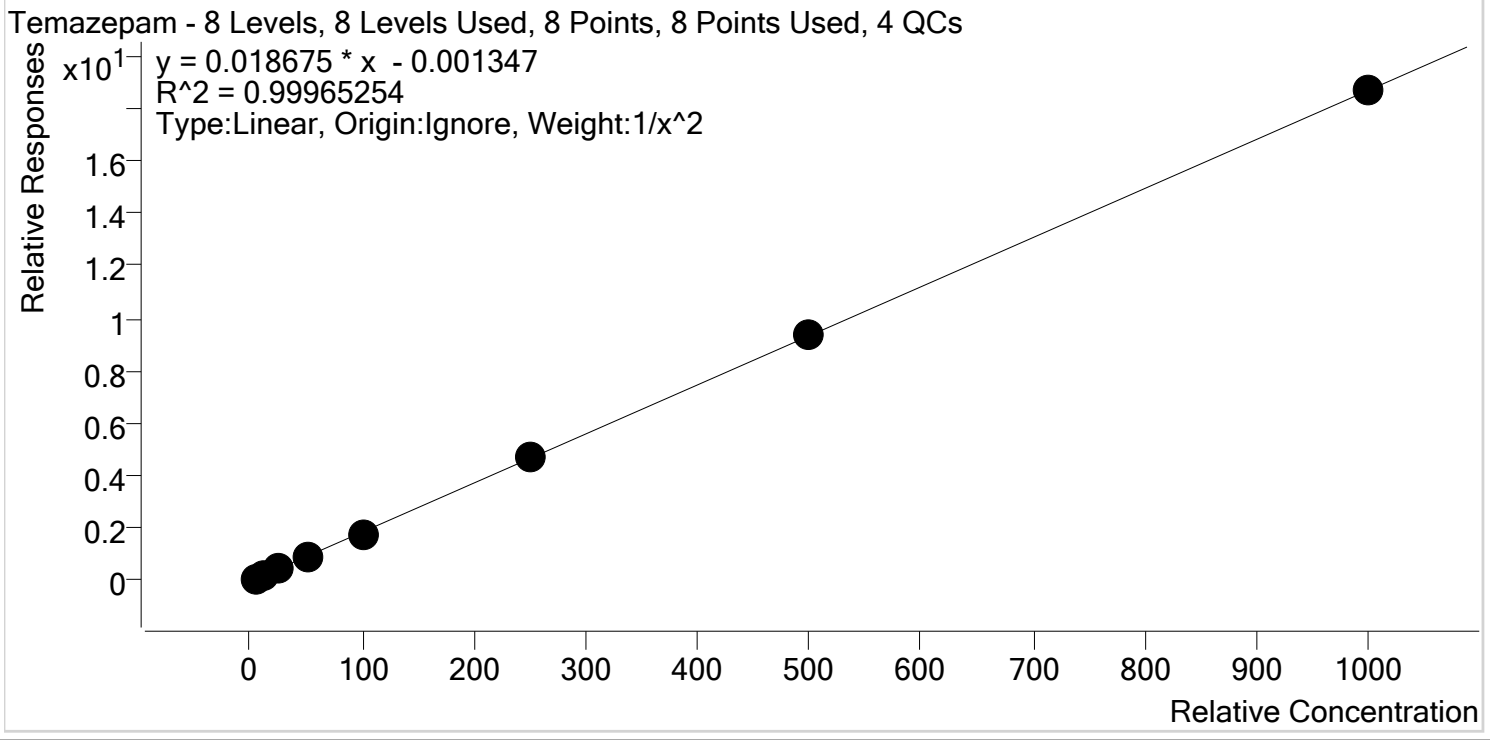
Sample	Level	Enabled	Expected Concentration	Final Concentration	Accuracy
p1 Cal 1-5ng	1	✓	5.0	5.2	103.1
p1 Cal 2- 10ng	2	✓	10.0	9.6	96.0
p1 Cal 3 -25ng	3	✓	25.0	24.7	98.7
p1 Cal 4-50ng	4	✓	50.0	50.3	100.6
p1 Cal 5-100ng	5	✓	100.0	102.8	102.8
p1 Cal 6-250ng	6	✓	250.0	249.0	99.6
p1 Cal 7-500ng	7	✓	500.0	493.2	98.6
p1 Cal 8-1000ng	8	✓	1000.0	1005.2	100.5





# AM #28 Multi-Drug Quant. Calibration Curve Report

**Batch results** D:\MassHunter\Data\2020\AM 27-28\AM 27 28 052720 CS\QuantResults\AM 28.batch.bin  
**Last Cal. Update** 5/29/2020 7:38 AM  
**Analyst Name** ISP\Datastor  
**Analyte** Temazepam **Internal Standard** Temazepam-D5

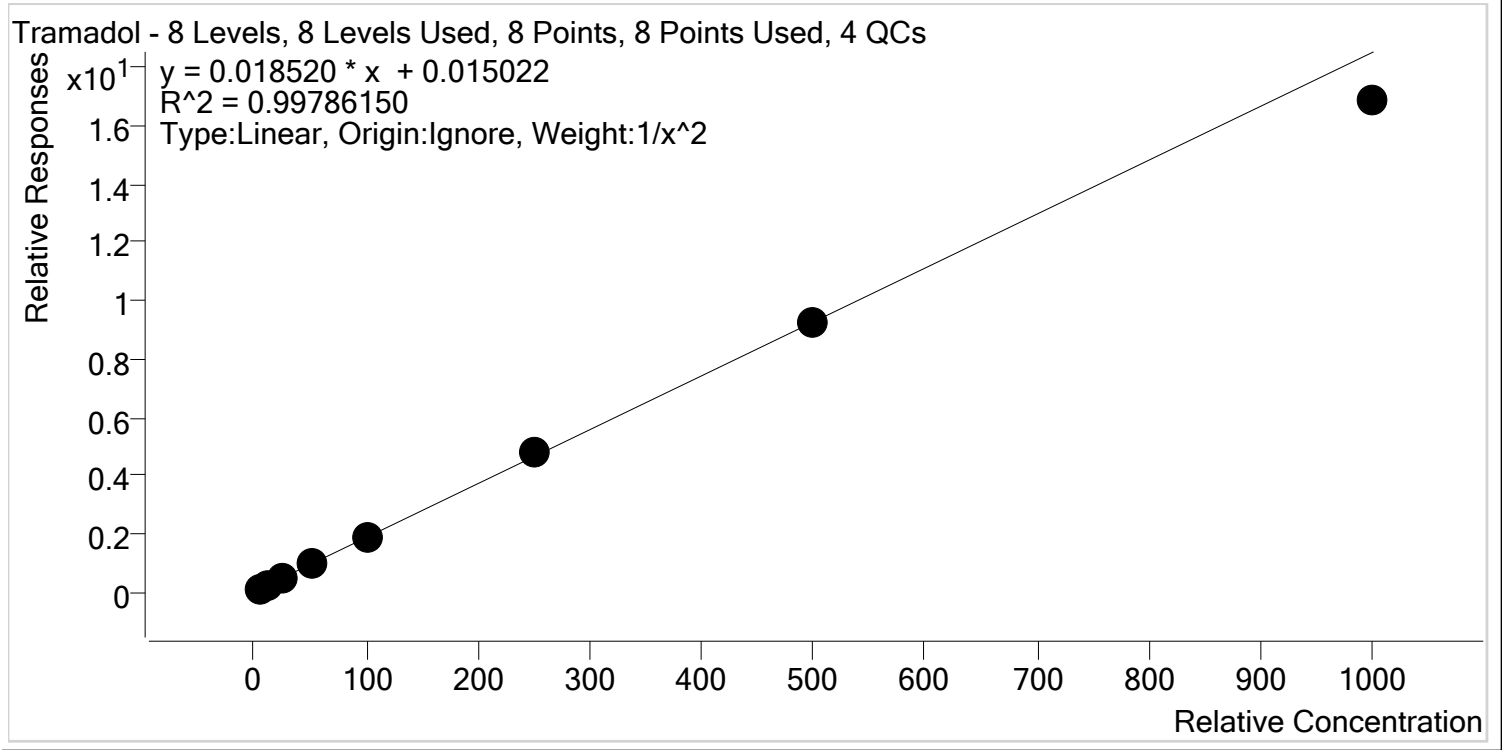


Sample	Level	Enabled	Expected Concentration	Final Concentration	Accuracy
p1 Cal 1-5ng	1	✓	5.0	5.1	101.1
p1 Cal 2- 10ng	2	✓	10.0	9.8	97.8
p1 Cal 3 -25ng	3	✓	25.0	24.8	99.3
p1 Cal 4-50ng	4	✓	50.0	51.2	102.5
p1 Cal 5-100ng	5	✓	100.0	97.9	97.9
p1 Cal 6-250ng	6	✓	250.0	252.3	100.9
p1 Cal 7-500ng	7	✓	500.0	503.1	100.6
p1 Cal 8-1000ng	8	✓	1000.0	999.6	100.0



# AM #28 Multi-Drug Quant. Calibration Curve Report

**Batch results** D:\MassHunter\Data\2020\AM 27-28\AM 27 28 052720 CS\QuantResults\AM 28.batch.bin  
**Last Cal. Update** 5/29/2020 7:38 AM  
**Analyst Name** ISP\Datastor  
**Analyte** Tramadol **Internal Standard** Tramadol-13C-D3

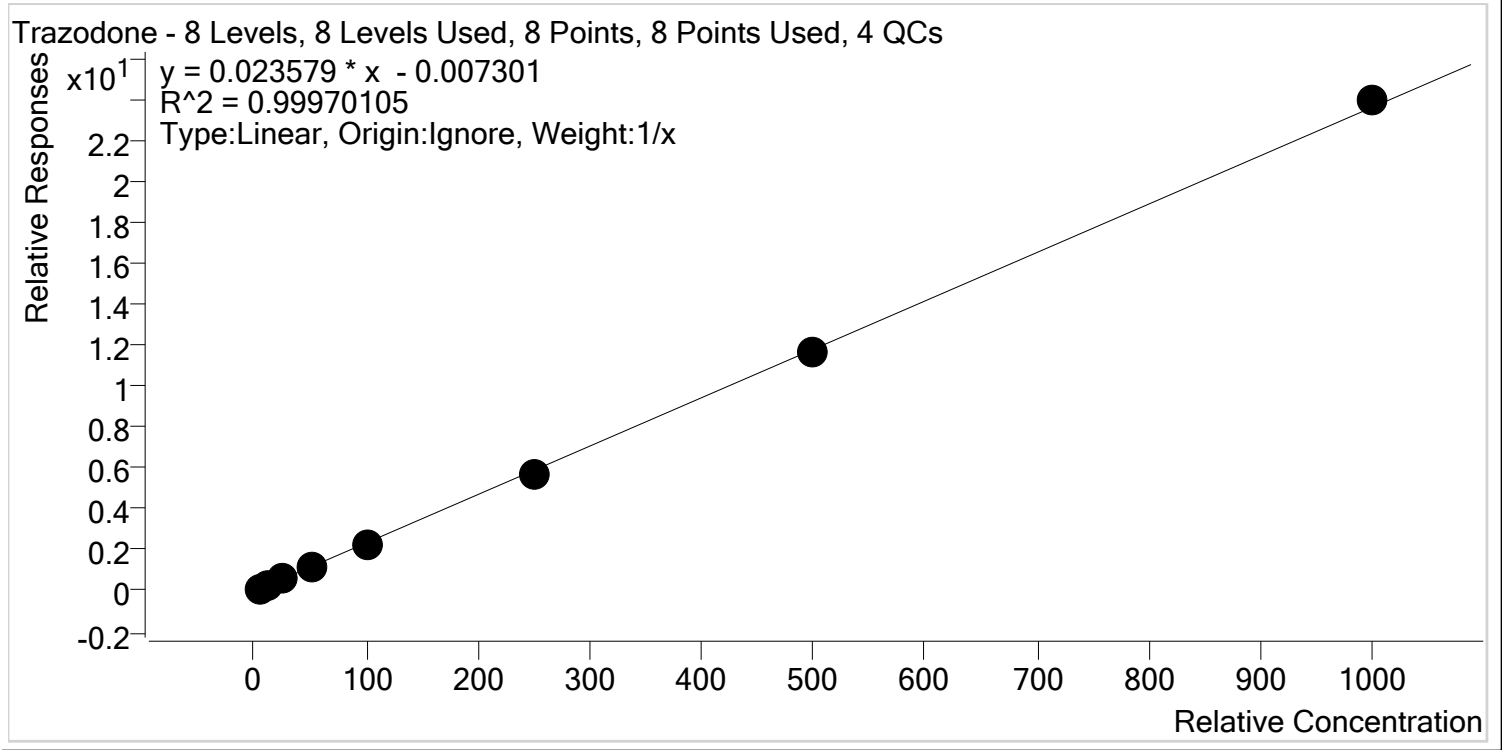


Sample	Level	Enabled	Expected Concentration	Final Concentration	Accuracy
p1 Cal 1-5ng	1	✓	5.0	5.0	99.4
p1 Cal 2- 10ng	2	✓	10.0	10.0	100.1
p1 Cal 3 -25ng	3	✓	25.0	25.1	100.5
p1 Cal 4-50ng	4	✓	50.0	52.0	104.0
p1 Cal 5-100ng	5	✓	100.0	101.7	101.7
p1 Cal 6-250ng	6	✓	250.0	259.1	103.7
p1 Cal 7-500ng	7	✓	500.0	498.1	99.6
p1 Cal 8-1000ng	8	✓	1000.0	910.8	91.1



# AM #28 Multi-Drug Quant. Calibration Curve Report

**Batch results** D:\MassHunter\Data\2020\AM 27-28\AM 27 28 052720 CS\QuantResults\AM 28.batch.bin  
**Last Cal. Update** 5/29/2020 7:38 AM  
**Analyst Name** ISP\Datastor  
**Analyte** Trazodone **Internal Standard** Trazodone-D6

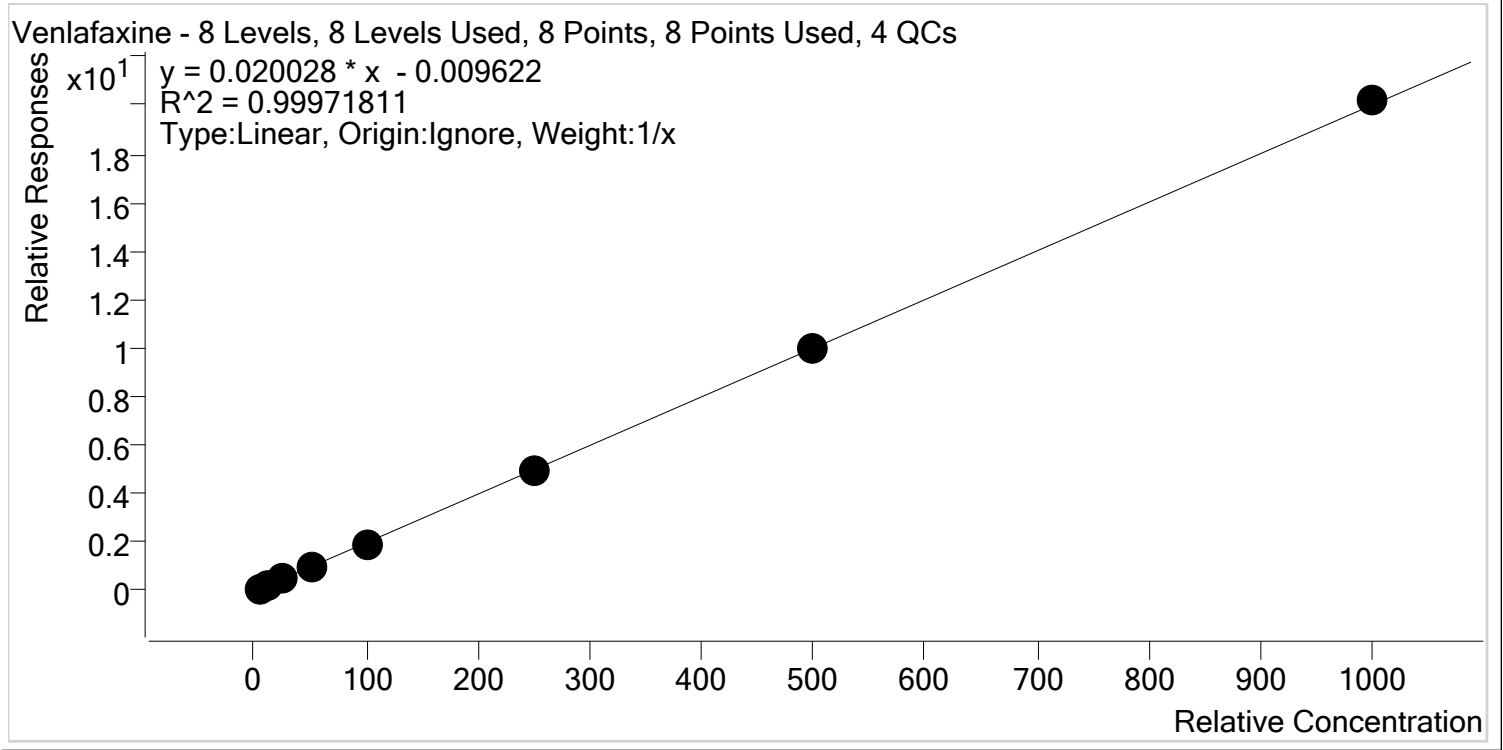


Sample	Level	Enabled	Expected Concentration	Final Concentration	Accuracy
p1 Cal 1-5ng	1	✓	5.0	5.4	107.9
p1 Cal 2- 10ng	2	✓	10.0	10.1	100.5
p1 Cal 3 -25ng	3	✓	25.0	24.3	97.2
p1 Cal 4-50ng	4	✓	50.0	49.7	99.4
p1 Cal 5-100ng	5	✓	100.0	96.8	96.8
p1 Cal 6-250ng	6	✓	250.0	244.0	97.6
p1 Cal 7-500ng	7	✓	500.0	495.8	99.2
p1 Cal 8-1000ng	8	✓	1000.0	1013.9	101.4



# AM #28 Multi-Drug Quant. Calibration Curve Report

**Batch results** D:\MassHunter\Data\2020\AM 27-28\AM 27 28 052720 CS\QuantResults\AM 28.batch.bin  
**Last Cal. Update** 5/29/2020 7:38 AM  
**Analyst Name** ISP\Datastor  
**Analyte** Venlafaxine **Internal Standard** Venlafaxine-D6

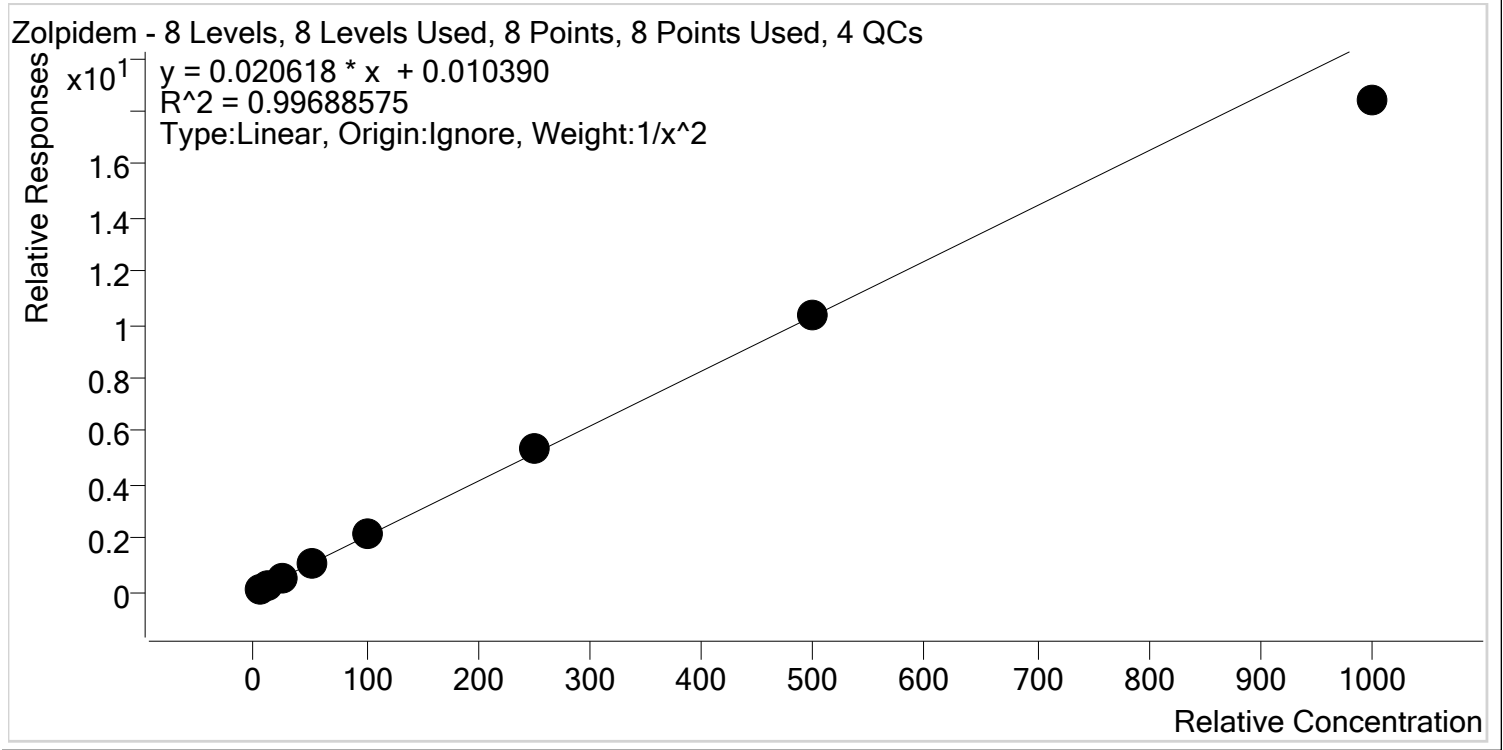


Sample	Level	Enabled	Expected Concentration	Final Concentration	Accuracy
p1 Cal 1-5ng	1	✓	5.0	5.5	109.6
p1 Cal 2- 10ng	2	✓	10.0	10.2	101.9
p1 Cal 3 -25ng	3	✓	25.0	24.2	96.7
p1 Cal 4-50ng	4	✓	50.0	48.4	96.8
p1 Cal 5-100ng	5	✓	100.0	95.8	95.8
p1 Cal 6-250ng	6	✓	250.0	244.9	97.9
p1 Cal 7-500ng	7	✓	500.0	501.9	100.4
p1 Cal 8-1000ng	8	✓	1000.0	1009.2	100.9



# AM #28 Multi-Drug Quant. Calibration Curve Report

**Batch results** D:\MassHunter\Data\2020\AM 27-28\AM 27 28 052720 CS\QuantResults\AM 28.batch.bin  
**Last Cal. Update** 5/29/2020 7:38 AM  
**Analyst Name** ISP\Datastor  
**Analyte** Zolpidem **Internal Standard** Zolpidem-D6



Sample	Level	Enabled	Expected Concentration	Final Concentration	Accuracy
p1 Cal 1-5ng	1	✓	5.0	5.0	99.3
p1 Cal 2- 10ng	2	✓	10.0	10.0	99.7
p1 Cal 3 -25ng	3	✓	25.0	25.2	100.9
p1 Cal 4-50ng	4	✓	50.0	52.6	105.2
p1 Cal 5-100ng	5	✓	100.0	102.3	102.3
p1 Cal 6-250ng	6	✓	250.0	259.0	103.6
p1 Cal 7-500ng	7	✓	500.0	499.7	99.9
p1 Cal 8-1000ng	8	✓	1000.0	891.2	89.1

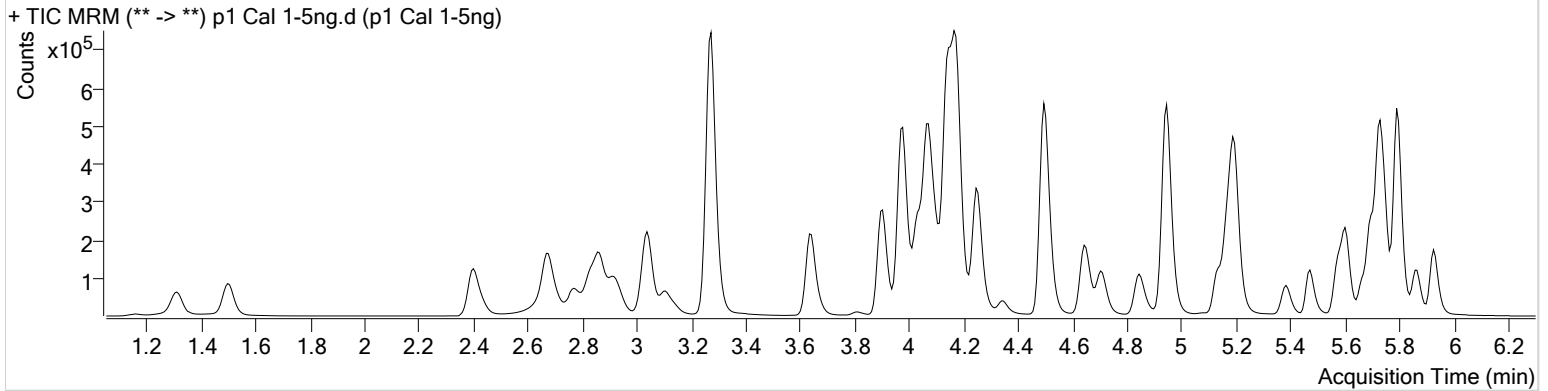
# AM #28 Multi-Drug Quant. Results



**Batch results** D:\MassHunter\Data\2020\AM 27-28\AM 27 28 052720 CS\QuantResults\AM 28.batch.bin  
**Calibration Last Update** 5/29/2020 7:38:06 AM

<b>Instrument</b>	Falco	<b>Data File</b>	p1 Cal 1-5ng.d
<b>Type</b>	Cal	<b>Sample</b>	p1 Cal 1-5ng
<b>Acq. Method</b>	MDQ P1 01112020.m	<b>Operator</b>	Celena Shrum
<b>Sample Position</b>	P5-A5	<b>Comment</b>	
<b>Injection Volume</b>	2		
<b>Acq. Date-Time</b>	5/27/2020 9:58:26 PM		

## Sample Chromatogram



Name	RT	Resp.	S/N	Ratio	S/N	ISTD Resp.	Final Conc.
6-MAM	3.036	1492	230.50	70.9	342.93	68819	0.4981 ng/ml
7-aminoclonazepam	3.996	33531	4906.08	84.2	2587.51	270500	4.7527 ng/ml
a-hydroxyalprazolam	5.674	12726	116.44	61.4	138.66	60004	4.9683 ng/ml
alpha-PVP	4.257	79633	1427.53	51.6	979.65	676454	5.4369 ng/ml
Alprazolam	5.750	46501	242.05	106.3	173.75	258394	5.4247 ng/ml
Amphetamine	2.920	147748	2237.59	51.2	1280.85	302550	4.8325 ng/ml
Benzoylcegonine	3.833	3356	1537.10	7.6	23.17	21695	5.1492 ng/ml
Buprenorphine	5.402	1079	30.31	16.9	∞	75693	0.5205 ng/ml
Bupropion	4.659	60786	1667.80	58.3	312.70	421031	5.1387 ng/ml
Carisoprodol	5.706	45734	3746.46	54.8	223.46	420271	4.9669 ng/ml
Citalopram	5.135	28521	567.58	40.1	47710.21	246408	5.2524 ng/ml
Clonazepam	5.587	60871	2087.73	33.9	2755.63	139945	4.9476 ng/ml
Cocaine	4.170	84272	3221.91	45.3	1663.71	1230120	5.3753 ng/ml
Codeine	2.436	10214	1466.13	101.3	603.12	88879	4.8705 ng/ml
Cyclobenzaprine	5.570	12347	2971.51	10.4	47.46	94916	5.0163 ng/ml
Dextromethorphan	5.171	12843	1189.63	79.6	391.24	116810	5.1337 ng/ml
Dextrorphan	4.031	20038	1524.87	211.9	898.71	494777	5.2107 ng/ml
Diazepam	5.935	32821	276.60	89.0	9631.30	303516	4.9632 ng/ml
Dihydrocodeine	2.434	25533	361.06	65.3	681.76	262830	3.5848 ng/ml
Diphenhydramine	5.199	65532	1136.66	33.2	320.69	871993	5.4905 ng/ml
Doxylamine	4.098	156231	6761.98	98.0	644.92	1279364	3.8659 ng/ml
EDDP	5.170	32975	446.32	42.2	382.08	356655	5.0124 ng/ml
Fentanyl	4.945	1204	150.56	71.6	1916.32	138225	0.4837 ng/ml
Fluoxetine	5.669	12484	273.67	8.0	825.31	97969	4.5625 ng/ml
Hydrocodone	2.891	32410	186.23	39.8	∞	378277	4.8707 ng/ml
Hydromorphone	1.506	27548	2292.83	77.0	2719.96	189942	5.0747 ng/ml
Ketamine	3.912	74261	6525.33	38.3	757.20	639330	4.9411 ng/ml
Lamotrigine	4.154	5588	468.87	83.3	5739.43	639330	3.7265 ng/ml
Lorazepam	5.728	50210	∞	56.7	667.18	139945	4.7575 ng/ml
Meprobamate	4.868	27115	4665.76	26.4	195.83	265625	4.8582 ng/ml
Methadone	5.608	34864	321.35	52.1	1062.40	324360	5.4406 ng/ml
Methamphetamine	3.107	106115	581.01	41.9	350.77	582795	4.8455 ng/ml
Metoprolol	4.239	12691	2383.34	95.0	1010.48	1517431	4.8709 ng/ml

# AM #28 Multi-Drug Quant. Results



Name	RT	Resp.	S/N	Ratio	S/N	ISTD Resp.	Final Conc.
Mirtazapine	4.348	52464	809.99	50.6	1444.06	676454	5.0384 ng/ml
Mitragynine	5.078	5894	530.92	35.2	11810.42	324360	5.0599 ng/ml
Morphine	1.160	4061	167.09	25.3	960.85	8964	4.9280 ng/ml
Norbuprenorphine	4.896	131	3.21 <b>Low</b>	83.8	12.23	10692	0.4936 ng/ml
Nordiazepam	5.868	32152	733.85	57.9	561.11	198408	4.9696 ng/ml
Norfentanyl	4.000	11520	630.88	39.2	22.59	981070	0.4833 ng/ml
Norhydrocodone	2.965	3678	103.71	40.8	∞	71904	5.3377 ng/ml
Noroxycodone	2.789	30471	531.39	49.9	2567.91	196511	4.9436 ng/ml
O-desmethyl-tramadol	3.281	169101	8929.12	6.1	374.54	1751421	5.0593 ng/ml
Oxazepam	5.731	57195	∞	75.4	728.89	686048	4.7982 ng/ml
Oxycodone	2.700	61158	926.33	31.0	657.71	558697	4.9600 ng/ml
Oxymorphone	1.310	25353	776.23	47.8	413.99	180800	4.9588 ng/ml
Phentermine	3.671	24527	138.72	3.0	17.47	575367	4.7711 ng/ml
Promethazine	5.474	26470	447.93	30.5	68.01	232271	5.3322 ng/ml
Quetiapine	5.383	27872	577.62	61.3	∞	73684	5.0533 ng/ml
Sertraline	5.730	6486	554.93	97.8	179.19	52859	5.1559 ng/ml
Temazepam	5.798	95462	396.23	30.1	89.63	1026085	5.0539 ng/ml
Tramadol	4.159	162413	5449.61	3.4	127.83	1517431	4.9680 ng/ml
Trazodone	4.715	28497	4970.60	79.0	1596.36	237644	5.3952 ng/ml
Venlafaxine	4.946	113999	2476.23	35.8	376.57	1138927	5.4782 ng/ml
Zolpidem	4.507	146406	∞	30.7	3597.53	1298001	4.9666 ng/ml

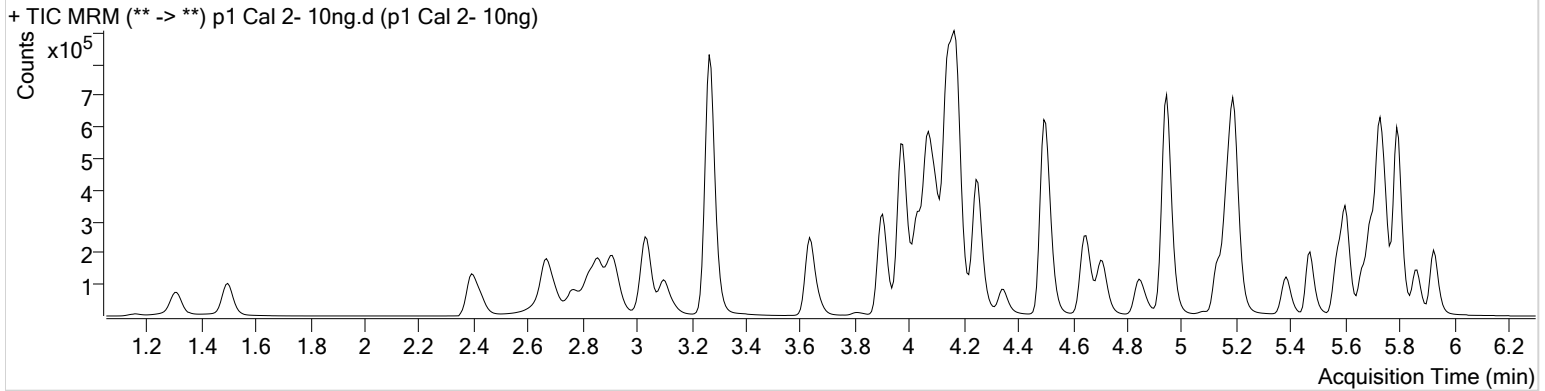
# AM #28 Multi-Drug Quant. Results



**Batch results** D:\MassHunter\Data\2020\AM 27-28\AM 27 28 052720 CS\QuantResults\AM 28.batch.bin  
**Calibration Last Update** 5/29/2020 7:38:06 AM

<b>Instrument</b>	Falco	<b>Data File</b>	p1 Cal 2- 10ng.d
<b>Type</b>	Cal	<b>Sample</b>	p1 Cal 2- 10ng
<b>Acq. Method</b>	MDQ P1 01112020.m	<b>Operator</b>	Celena Shrum
<b>Sample Position</b>	P5-B5	<b>Comment</b>	
<b>Injection Volume</b>	2		
<b>Acq. Date-Time</b>	5/27/2020 10:09:12 PM		

## Sample Chromatogram



Name	RT	Resp.	S/N	Ratio	S/N	ISTD Resp.	Final Conc.
6-MAM	3.029	3057	∞	70.4	257.27	70433	1.0156 ng/ml
7-aminoclonazepam	3.996	66690	11323.05	82.9	∞	268936	10.5177 ng/ml
a-hydroxyalprazolam	5.674	25347	191.09	63.3	628.08	62440	9.9824 ng/ml
alpha-PVP	4.257	172848	1805.25	51.9	2934.96	758044	10.1507 ng/ml
Alprazolam	5.750	96045	188.30	101.2	459.23	265456	10.1783 ng/ml
Amphetamine	2.914	310195	5821.16	51.3	3148.00	337454	10.4188 ng/ml
Benzoylcegonine	3.833	6163	393.01	7.6	91.38	21883	9.7350 ng/ml
Buprenorphine	5.402	2529	110.03	20.1	301.10	101742	0.9236 ng/ml
Bupropion	4.659	142167	5237.22	58.5	489.45	510812	10.0310 ng/ml
Carisoprodol	5.706	89963	∞	55.7	405.18	432005	9.9642 ng/ml
Citalopram	5.135	68882	1553.59	42.2	235.36	311810	9.9352 ng/ml
Clonazepam	5.587	118760	1665.13	34.2	3040.63	142597	10.0762 ng/ml
Cocaine	4.170	173350	829.33	44.0	4210.69	1301025	10.1534 ng/ml
Codeine	2.429	19576	2381.69	104.9	24701.18	91823	10.0624 ng/ml
Cyclobenzaprine	5.570	36915	1021.25	10.3	205.16	144442	9.9858 ng/ml
Dextromethorphan	5.171	34340	258.92	79.7	∞	158984	10.0809 ng/ml
Dextrorphan	4.031	43531	3397.90	213.3	3612.99	545580	10.1635 ng/ml
Diazepam	5.935	67962	4498.10	85.9	1357.01	316604	10.0850 ng/ml
Dihydrocodeine	2.427	51116	1999.96	65.1	630.57	268969	9.5771 ng/ml
Diphenhydramine	5.199	165261	17759.80	32.9	836.33	1138083	10.1299 ng/ml
Doxylamine	4.098	340039	24534.31	98.2	104867.09	1427061	9.3840 ng/ml
EDDP	5.170	93761	626.38	42.3	2368.83	502594	10.0670 ng/ml
Fentanyl	4.952	3762	151.15	68.6	∞	202107	1.0543 ng/ml
Fluoxetine	5.669	38012	6160.37	9.2	140.21	155438	9.7351 ng/ml
Hydrocodone	2.884	64612	217.54	40.6	519.76	404392	9.7270 ng/ml
Hydromorphone	1.506	52303	2515.94	80.6	6042.42	197743	10.0178 ng/ml
Ketamine	3.912	149950	32278.94	39.1	1434.45	666820	10.1028 ng/ml
Lamotrigine	4.148	11609	609.50	76.0	∞	666820	9.7001 ng/ml
Lorazepam	5.728	98252	7423.50	56.6	554.19	142597	10.5063 ng/ml
Meprobamate	4.868	50719	6945.52	27.3	710.17	267826	9.9891 ng/ml
Methadone	5.608	90663	862.84	54.0	2775.24	445254	10.0311 ng/ml
Methamphetamine	3.101	200747	1075.01	42.2	457.87	664700	10.1274 ng/ml
Metoprolol	4.239	27010	3345.35	93.8	916.49	1671569	10.2909 ng/ml



# AM #28 Multi-Drug Quant. Results



Name	RT	Resp.	S/N	Ratio	S/N	ISTD Resp.	Final Conc.
Mirtazapine	4.348	128452	1861.39	49.2	4607.76	758044	10.3218 ng/ml
Mitragynine	5.078	15328	164030.00	38.2	8485.30	445254	9.8734 ng/ml
Morphine	1.160	8129	7017.30	24.5	215.73	8807	10.2279 ng/ml
Norbuprenorphine	4.896	342	11.23	82.2	39.13	13980	1.1204 ng/ml
Nordiazepam	5.868	64144	1423.29	56.5	591.83	204423	10.0438 ng/ml
Norfentanyl	4.000	25009	721.06	37.5	103.46	1084299	1.0270 ng/ml
Norhydrocodone	2.959	7139	138.63	44.0	∞	76543	9.2604 ng/ml
Noroxycodone	2.783	61744	969.73	48.3	417.86	204866	10.0110 ng/ml
O-desmethyl-tramadol	3.274	332409	2338.31	6.1	1394.54	1798425	9.8428 ng/ml
Oxazepam	5.731	114940	2877.86	73.2	488.52	669701	10.4496 ng/ml
Oxycodone	2.693	123540	847.85	31.3	671.24	583884	10.0245 ng/ml
Oxymorphone	1.310	50622	1573.70	47.1	919.55	190142	9.9001 ng/ml
Phentermine	3.671	53711	1111.72	3.1	∞	650284	10.2829 ng/ml
Promethazine	5.474	76782	421.55	30.8	632.04	354167	9.9299 ng/ml
Quetiapine	5.383	67519	1011.48	60.3	632.79	92177	9.9055 ng/ml
Sertraline	5.730	19014	290.84	94.4	487.16	84311	9.5984 ng/ml
Temazepam	5.798	186970	1246.28	30.2	455.36	1031376	9.7792 ng/ml
Tramadol	4.159	334897	1742.05	3.3	360.14	1671569	10.0066 ng/ml
Trazodone	4.715	72423	27650.51	77.6	1580.51	315247	10.0527 ng/ml
Venlafaxine	4.946	247494	9423.22	37.1	609.51	1273075	10.1873 ng/ml
Zolpidem	4.514	294426	30583.30	31.2	15595.39	1363597	9.9683 ng/ml

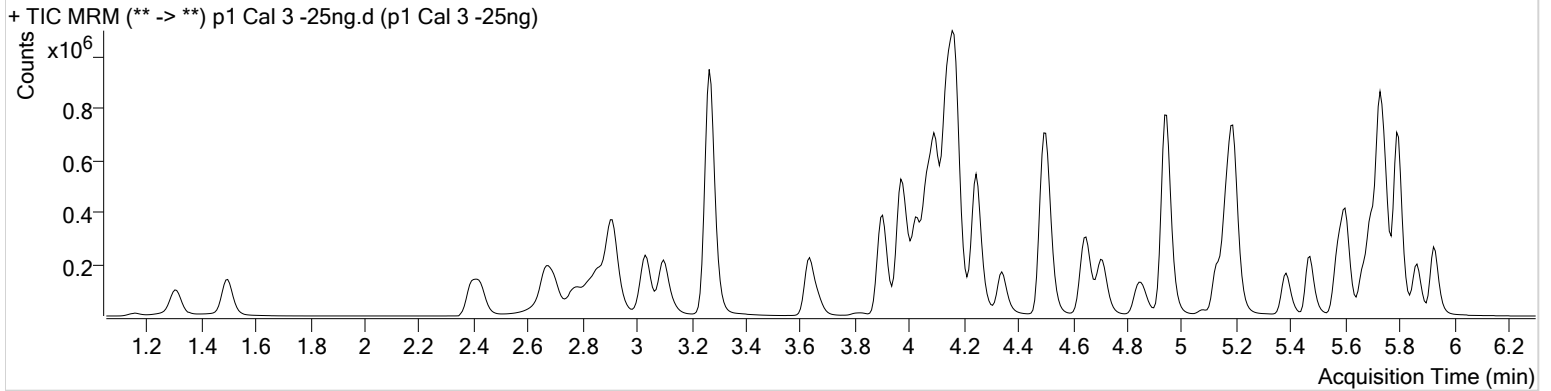
# AM #28 Multi-Drug Quant. Results



**Batch results** D:\MassHunter\Data\2020\AM 27-28\AM 27 28 052720 CS\QuantResults\AM 28.batch.bin  
**Calibration Last Update** 5/29/2020 7:38:06 AM

<b>Instrument</b>	Falco	<b>Data File</b>	p1 Cal 3 -25ng.d
<b>Type</b>	Cal	<b>Sample</b>	p1 Cal 3 -25ng
<b>Acq. Method</b>	MDQ P1 01112020.m	<b>Operator</b>	Celena Shrum
<b>Sample Position</b>	P5-C5	<b>Comment</b>	
<b>Injection Volume</b>	2		
<b>Acq. Date-Time</b>	5/27/2020 10:19:46 PM		
<b>Sample Info.</b>			

## Sample Chromatogram



Name	RT	Resp.	S/N	Ratio	S/N	ISTD Resp.	Final Conc.
6-MAM	3.029	6917	∞	69.9	392.10	66957	2.4425 ng/ml
7-aminoclonazepam	3.996	148754	458.62	84.9	539.74	250778	26.5637 ng/ml
a-hydroxyalprazolam	5.674	57867	351.44	62.7	243.13	57025	25.7301 ng/ml
alpha-PVP	4.250	374538	1952.48	51.5	7224.49	667085	24.4011 ng/ml
Alprazolam	5.750	213423	1171.91	104.3	1142.01	238606	24.1020 ng/ml
Amphetamine	2.914	651458	12466.58	50.9	13437.99	305107	26.1834 ng/ml
Benzoylcegonine	3.833	13341	1700.46	7.9	51.33	20308	23.2929 ng/ml
Buprenorphine	5.402	5846	129.89	15.0	64.86	87664	2.5138 ng/ml
Bupropion	4.659	290511	1333.09	59.1	968.87	427975	24.6591 ng/ml
Carisoprodol	5.706	207451	662730.67	54.1	715.17	401546	25.4643 ng/ml
Citalopram	5.128	145984	1256.16	41.6	547.78	265530	24.5794 ng/ml
Clonazepam	5.580	267443	8942.60	33.7	317.42	133120	25.2369 ng/ml
Cocaine	4.170	385555	30956.07	44.6	11844.43	1176886	24.4997 ng/ml
Codeine	2.429	45243	∞	103.3	1022.54	86103	26.5603 ng/ml
Cyclobenzaprine	5.570	76160	431104.23	9.7	∞	119647	25.0728 ng/ml
Dextromethorphan	5.164	71334	1262.10	79.5	4103.23	134954	24.6631 ng/ml
Dextrorphan	4.031	96103	1292.93	211.4	2125.12	497524	24.4549 ng/ml
Diazepam	5.935	151675	6039.01	86.6	1033.77	289608	24.9458 ng/ml
Dihydrocodeine	2.427	116028	1941.07	65.9	3180.72	251068	27.1289 ng/ml
Diphenhydramine	5.192	342499	599.03	33.7	2475.36	961021	24.1146 ng/ml
Doxylamine	4.098	720205	26999.16	100.1	∞	1261856	25.1773 ng/ml
EDDP	5.170	204510	829.77	43.4	1177.77	448596	24.5346 ng/ml
Fentanyl	4.945	7651	195.84	64.2	12460.66	169232	2.5863 ng/ml
Fluoxetine	5.669	77937	407.07	9.0	∞	125788	26.2984 ng/ml
Hydrocodone	2.884	148155	1665.23	37.7	313.87	323789	29.2439 ng/ml
Hydromorphone	1.500	116544	3774.38	85.6	5390.92	199165	23.2857 ng/ml
Ketamine	3.912	335794	3688.64	38.9	5940.38	614283	25.3794 ng/ml
Lamotrigine	4.148	26481	849.35	78.1	12669.64	614283	27.4106 ng/ml
Lorazepam	5.728	219516	2476.27	54.9	517.26	133120	27.2179 ng/ml
Meprobamate	4.862	121490	616.30	26.8	1667.93	255743	26.7803 ng/ml
Methadone	5.608	179332	1724.91	55.5	2102.62	362910	23.9037 ng/ml
Methamphetamine	3.101	405877	3731.85	42.1	2691.72	599515	26.6423 ng/ml
Metoprolol	4.239	58536	1656.11	96.5	5789.34	1531245	25.6367 ng/ml

# AM #28 Multi-Drug Quant. Results



Name	RT	Resp.	S/N	Ratio	S/N	ISTD Resp.	Final Conc.
Mirtazapine	4.341	273402	4238.23	49.7	4660.16	667085	24.1430 ng/ml
Mitragynine	5.078	31351	3272.74	37.7	256.92	362910	25.2630 ng/ml
Morphine	1.160	18438	612.49	24.5	125.27	8330	24.7784 ng/ml
Norbuprenorphine	4.896	609	32.75	92.0	35.65	12445	2.3757 ng/ml
Nordiazepam	5.868	144132	1953.32	58.7	5611.91	189142	25.0342 ng/ml
Norfentanyl	3.993	55176	386.47	36.9	112.74	973543	2.6413 ng/ml
Norhydrocodone	2.959	15788	188.89	44.2	117.43	68016	22.1914 ng/ml
Noroxycodone	2.783	143158	2733.41	47.9	1530.72	189841	25.6888 ng/ml
O-desmethyl-tramadol	3.274	762799	3938.27	6.0	1922.23	1672592	24.5387 ng/ml
Oxazepam	5.731	261980	∞	71.6	3723.01	627232	26.2045 ng/ml
Oxycodone	2.693	278905	1478.74	31.6	1483.62	538967	25.1951 ng/ml
Oxymorphone	1.310	115800	1375.57	49.7	1084.64	172136	25.8408 ng/ml
Phentermine	3.671	119593	1165.67	3.1	226.20	578077	27.4223 ng/ml
Promethazine	5.474	165711	1347.01	30.9	663.77	309833	24.1496 ng/ml
Quetiapine	5.383	143889	39875.76	60.1	8868.26	79780	24.5773 ng/ml
Sertraline	5.730	43089	2777.22	88.9	366.41	75005	24.6750 ng/ml
Temazepam	5.798	440410	841.31	29.3	1843.54	952598	24.8281 ng/ml
Tramadol	4.153	735245	5238.56	3.4	510.49	1531245	25.1149 ng/ml
Trazodone	4.708	159009	11691.45	78.8	98869.17	281011	24.3072 ng/ml
Venlafaxine	4.946	537746	1597.49	36.1	5521.39	1132940	24.1800 ng/ml
Zolpidem	4.507	665101	11625.70	30.7	11933.22	1253921	25.2216 ng/ml

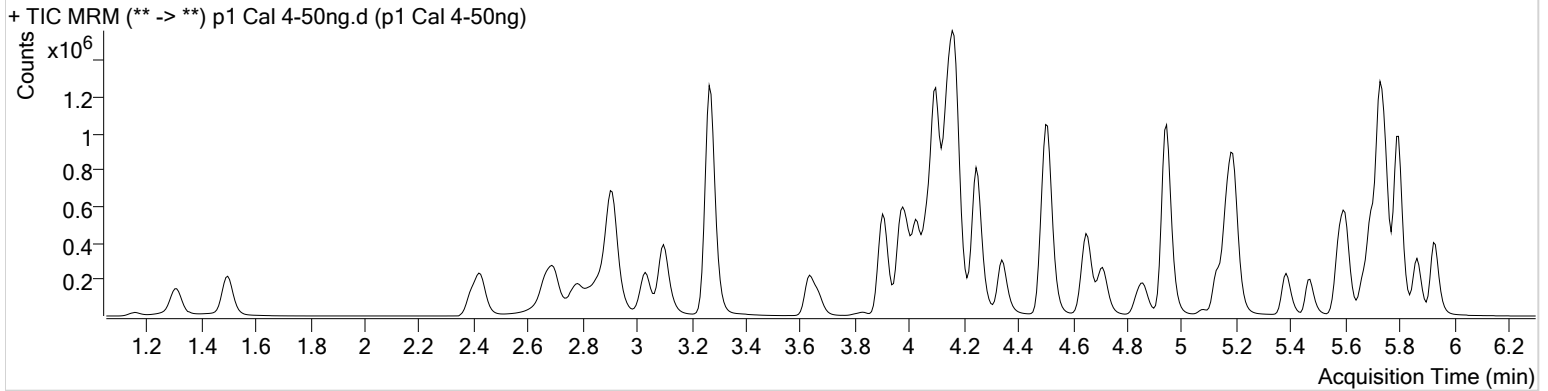
# AM #28 Multi-Drug Quant. Results



**Batch results** D:\MassHunter\Data\2020\AM 27-28\AM 27 28 052720 CS\QuantResults\AM 28.batch.bin  
**Calibration Last Update** 5/29/2020 7:38:06 AM

<b>Instrument</b>	Falco	<b>Data File</b>	p1 Cal 4-50ng.d
<b>Type</b>	Cal	<b>Sample</b>	p1 Cal 4-50ng
<b>Acq. Method</b>	MDQ P1 01112020.m	<b>Operator</b>	Celena Shrum
<b>Sample Position</b>	P5-D5	<b>Comment</b>	
<b>Injection Volume</b>	2		
<b>Acq. Date-Time</b>	5/27/2020 10:30:20 PM		

## Sample Chromatogram



Name	RT	Resp.	S/N	Ratio	S/N	ISTD Resp.	Final Conc.
6-MAM	3.029	14456	1183.44	69.6	19218.64	67562	5.0790 ng/ml
7-aminoclonazepam	3.996	311936	10884.96	83.6	15862.36	261078	54.5302 ng/ml
a-hydroxyalprazolam	5.674	117855	686.66	61.5	718.67	60345	49.9978 ng/ml
alpha-PVP	4.257	745485	1813.85	51.6	15105.11	658261	48.8069 ng/ml
Alprazolam	5.750	437420	1400.63	105.8	508.55	240750	48.2153 ng/ml
Amphetamine	2.914	1235576	15397.15	50.9	18967.87	295570	52.6982 ng/ml
Benzoylcegonine	3.833	28784	30879.81	7.4	125.54	21315	48.3472 ng/ml
Buprenorphine	5.402	9309	396.28	15.7	128.63	71321	4.9401 ng/ml
Bupropion	4.659	546805	2288.01	59.7	∞	396936	50.1818 ng/ml
Carisoprodol	5.706	425991	20452.81	54.6	1851.31	403532	52.5570 ng/ml
Citalopram	5.128	257848	1138.01	41.2	11858.68	228401	50.3679 ng/ml
Clonazepam	5.580	555574	15374.11	33.2	2650.62	135171	52.3198 ng/ml
Cocaine	4.170	769101	∞	44.7	39573.38	1159181	49.2916 ng/ml
Codeine	2.429	89957	5510.09	102.7	65584.84	84466	55.0677 ng/ml
Cyclobenzaprine	5.570	91774	176333.90	9.7	∞	72650	49.8912 ng/ml
Dextromethorphan	5.171	117515	5766.07	78.1	846.47	108119	50.7091 ng/ml
Dextrorphan	4.031	187565	1426.20	211.6	8571.19	484479	48.9079 ng/ml
Diazepam	5.935	314771	1660.83	87.2	9695.18	290372	51.8867 ng/ml
Dihydrocodeine	2.427	233462	1218.46	66.5	1407.24	251530	57.1907 ng/ml
Diphenhydramine	5.199	599352	19888.10	33.3	3213.99	823136	48.7320 ng/ml
Doxylamine	4.098	1503081	50013.06	96.3	91912.47	1269445	54.3107 ng/ml
EDDP	5.170	410559	3292.61	42.6	1276.05	445774	49.5184 ng/ml
Fentanyl	4.945	9662	427.28	67.1	280.50	111316	4.9822 ng/ml
Fluoxetine	5.669	82753	1411.48	8.3	5240.48	71793	49.8414 ng/ml
Hydrocodone	2.884	306412	831.93	36.2	1828.66	372979	53.0977 ng/ml
Hydromorphone	1.500	236877	5740.86	79.7	9640.60	198030	48.5667 ng/ml
Ketamine	3.912	667585	12385.57	38.8	1675.00	605213	51.7963 ng/ml
Lamotrigine	4.148	53303	1657.86	78.1	∞	605213	58.3966 ng/ml
Lorazepam	5.728	434355	5234.31	55.5	2955.24	135171	54.4505 ng/ml
Meprobamate	4.868	248529	959.17	26.6	6218.80	256465	55.8170 ng/ml
Methadone	5.608	308728	1635.84	51.2	7251.00	298920	49.6245 ng/ml
Methamphetamine	3.101	759682	17250.57	42.2	1721.20	580594	54.4513 ng/ml
Metoprolol	4.239	116160	∞	97.4	7092.23	1518614	52.2426 ng/ml

# AM #28 Multi-Drug Quant. Results



Name	RT	Resp.	S/N	Ratio	S/N	ISTD Resp.	Final Conc.
Mirtazapine	4.341	500602	8140.85	49.2	2256.32	658261	44.3031 ng/ml
Mitragynine	5.078	49161	1824.27	39.4	61973.36	298920	48.3850 ng/ml
Morphine	1.160	38731	934.35	23.7	623.84	8304	52.4153 ng/ml
Norbuprenorphine	4.896	974	52.57	88.0	27.48	10409	4.6623 ng/ml
Nordiazepam	5.868	298628	8084.61	58.0	1385.86	191094	51.8112 ng/ml
Norfentanyl	3.993	111198	1206.18	37.3	536.81	972045	5.4134 ng/ml
Norhydrocodone	2.952	32377	176.41	42.8	309.11	66279	46.0655 ng/ml
Noroxycodone	2.783	285881	6757.57	49.3	2386.61	187224	52.4534 ng/ml
O-desmethyl-tramadol	3.274	1547723	7359.66	6.0	8462.67	1669904	50.0471 ng/ml
Oxazepam	5.731	515672	∞	73.3	6892.11	610410	53.5537 ng/ml
Oxycodone	2.693	569358	1257.03	31.6	∞	533086	52.4997 ng/ml
Oxymorphone	1.310	240773	3044.05	46.8	2289.44	172814	54.0959 ng/ml
Phentermine	3.671	225488	∞	3.0	411.88	558018	54.6178 ng/ml
Promethazine	5.474	204784	1014.33	31.1	826.54	184854	49.7671 ng/ml
Quetiapine	5.383	256593	4888.26	60.7	44817.43	70638	49.6302 ng/ml
Sertraline	5.730	44324	308.14	89.5	389.87	37954	50.3096 ng/ml
Temazepam	5.798	916476	20229.83	28.8	814.31	959256	51.2308 ng/ml
Tramadol	4.153	1485936	55305.14	3.4	1030.26	1518614	52.0214 ng/ml
Trazodone	4.715	249383	39246.64	78.0	3196.20	214118	49.7047 ng/ml
Venlafaxine	4.946	1072675	7837.90	36.5	2933.72	1118006	48.3868 ng/ml
Zolpidem	4.507	1400057	27869.23	30.5	8549.77	1278802	52.5954 ng/ml

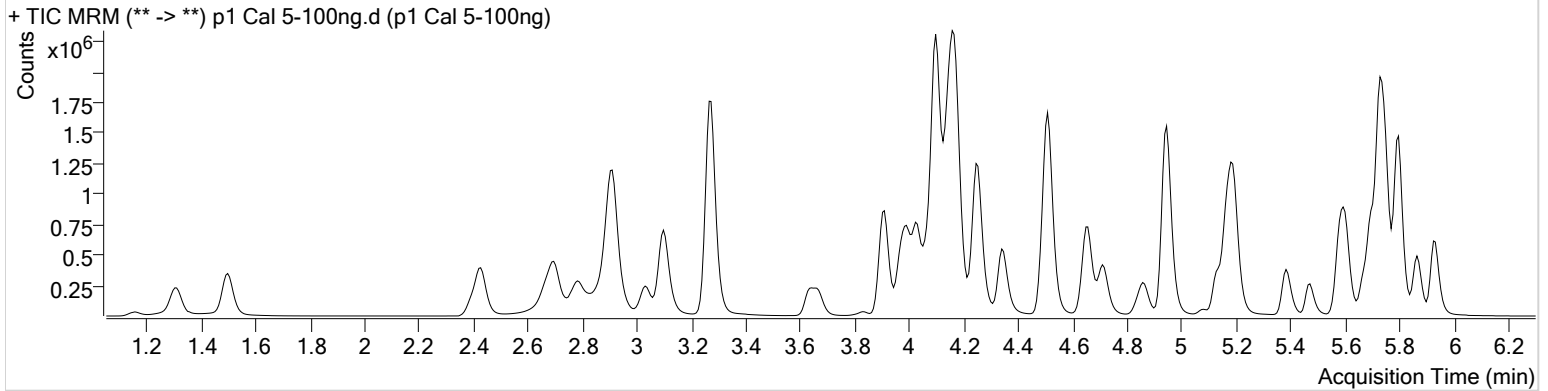
# AM #28 Multi-Drug Quant. Results



**Batch results** D:\MassHunter\Data\2020\AM 27-28\AM 27 28 052720 CS\QuantResults\AM 28.batch.bin  
**Calibration Last Update** 5/29/2020 7:38:06 AM

<b>Instrument</b>	Falco	<b>Data File</b>	p1 Cal 5-100ng.d
<b>Type</b>	Cal	<b>Sample</b>	p1 Cal 5-100ng
<b>Acq. Method</b>	MDQ P1 01112020.m	<b>Operator</b>	Celena Shrum
<b>Sample Position</b>	P5-E5	<b>Comment</b>	
<b>Injection Volume</b>	2		
<b>Acq. Date-Time</b>	5/27/2020 10:40:53 PM		

## Sample Chromatogram



Name	RT	Resp.	S/N	Ratio	S/N	ISTD Resp.	Final Conc.
6-MAM	3.029	27646	682.47	71.2	689.00	66811	9.8392 ng/ml
7-aminoclonazepam	3.996	554637	785.97	84.1	14264.03	240436	106.2204 ng/ml
a-hydroxyalprazolam	5.674	223379	884.59	60.9	292.21	55844	102.9445 ng/ml
alpha-PVP	4.257	1394499	195180.58	51.5	2994.03	627349	95.4057 ng/ml
Alprazolam	5.750	804178	2058.78	104.4	∞	221670	95.5536 ng/ml
Amphetamine	2.914	2194345	∞	51.0	42306.85	281381	99.6069 ng/ml
Benzoylcegonine	3.833	55430	2364.16	7.6	771.89	20305	98.1805 ng/ml
Buprenorphine	5.402	15595	528.77	18.3	415.30	63637	9.2938 ng/ml
Bupropion	4.659	1037977	46596.98	58.8	2007.13	386298	98.0094 ng/ml
Carisoprodol	5.706	769720	10881263.74	54.5	1318.55	388605	99.0529 ng/ml
Citalopram	5.128	465793	3378.72	41.7	835.23	216341	95.9704 ng/ml
Clonazepam	5.587	1015614	2617.62	33.6	∞	129854	100.1542 ng/ml
Cocaine	4.170	1447090	95440.73	44.6	68345.26	1121519	95.5573 ng/ml
Codeine	2.429	165478	1337.28	102.2	2219.94	82610	104.6327 ng/ml
Cyclobenzaprine	5.570	137670	14095.59	9.7	34.67	58452	93.1369 ng/ml
Dextromethorphan	5.171	196423	6920.66	80.1	1517.80	94419	97.0531 ng/ml
Dextrorphan	4.031	355276	1513.41	208.8	4260.48	453871	98.7781 ng/ml
Diazepam	5.935	574997	1487.42	87.2	1310.06	277455	99.4102 ng/ml
Dihydrocodeine	2.427	436526	7091.35	65.7	782.85	248223	110.7587 ng/ml
Diphenhydramine	5.199	1080004	8971.85	33.4	1273.48	753536	95.4259 ng/ml
Doxylamine	4.098	2967531	253370.52	95.2	157034.32	1262094	109.7575 ng/ml
EDDP	5.170	791255	824.10	42.9	1280.57	437325	97.2345 ng/ml
Fentanyl	4.945	15242	466.04	67.9	1135.40	90530	9.6811 ng/ml
Fluoxetine	5.669	119775	2367.37	8.4	348.30	51285	102.0791 ng/ml
Hydrocodone	2.884	550383	795.51	36.8	571.80	365536	97.9372 ng/ml
Hydromorphone	1.500	442100	3622.24	79.8	6490.41	179510	100.9762 ng/ml
Ketamine	3.912	1259811	2920.25	38.7	3524.82	594297	100.0698 ng/ml
Lamotrigine	4.148	96453	20205.99	78.9	4949.14	594297	109.5453 ng/ml
Lorazepam	5.728	760354	4573.47	55.8	6959.25	129854	100.4443 ng/ml
Meprobamate	4.868	453311	1664.36	26.5	503.79	243128	108.4483 ng/ml
Methadone	5.608	526031	4484.26	53.1	19644.80	264153	95.3963 ng/ml
Methamphetamine	3.101	1389076	7661.44	42.2	2395.03	555166	107.0191 ng/ml
Metoprolol	4.239	216605	∞	95.4	5123.66	1444269	103.3398 ng/ml

# AM #28 Multi-Drug Quant. Results



Name	RT	Resp.	S/N	Ratio	S/N	ISTD Resp.	Final Conc.
Mirtazapine	4.341	916164	11233.24	48.7	7861.53	627349	84.5424 ng/ml
Mitragynine	5.078	78015	6214.05	39.2	145024.37	264153	87.1465 ng/ml
Morphine	1.160	71174	1221.43	23.7	238.78	7973	100.4906 ng/ml
Norbuprenorphine	4.896	1689	127.52	93.4	9676.33	8669	9.8550 ng/ml
Nordiazepam	5.868	542609	1326.49	57.5	1523.92	180219	100.2386 ng/ml
Norfentanyl	3.993	205084	11476.11	37.3	663.59	932007	10.4875 ng/ml
Norhydrocodone	2.959	60413	330.34	41.6	100.83	59262	95.5096 ng/ml
Noroxycodone	2.783	530812	1995.38	48.8	2838.87	178340	102.6496 ng/ml
O-desmethyl-tramadol	3.274	2916515	116476.34	5.9	1920.78	1615610	97.6408 ng/ml
Oxazepam	5.731	921514	∞	71.8	5927.60	566281	103.6593 ng/ml
Oxycodone	2.693	1066055	13098.56	31.7	3083.18	521606	100.8913 ng/ml
Oxymorphone	1.310	431522	1363.74	49.6	1072.77	171902	97.9005 ng/ml
Phentermine	3.671	429667	5972.10	2.9	757.50	541397	108.3367 ng/ml
Promethazine	5.474	338239	22620.71	31.0	521.02	154512	98.1102 ng/ml
Quetiapine	5.383	477560	2986.17	60.9	2799.54	68605	95.2250 ng/ml
Sertraline	5.730	67933	925.74	90.6	120.77	28503	102.8244 ng/ml
Temazepam	5.798	1713164	1809.65	29.3	2588.28	938031	97.8666 ng/ml
Tramadol	4.153	2742549	80974.70	3.3	1733.65	1444269	101.7197 ng/ml
Trazodone	4.715	453198	10191.24	79.4	5761.11	199255	96.7695 ng/ml
Venlafaxine	4.946	2071707	∞	36.2	2386.64	1084874	95.8299 ng/ml
Zolpidem	4.507	2633552	76642.23	30.5	158874.53	1242887	102.2639 ng/ml

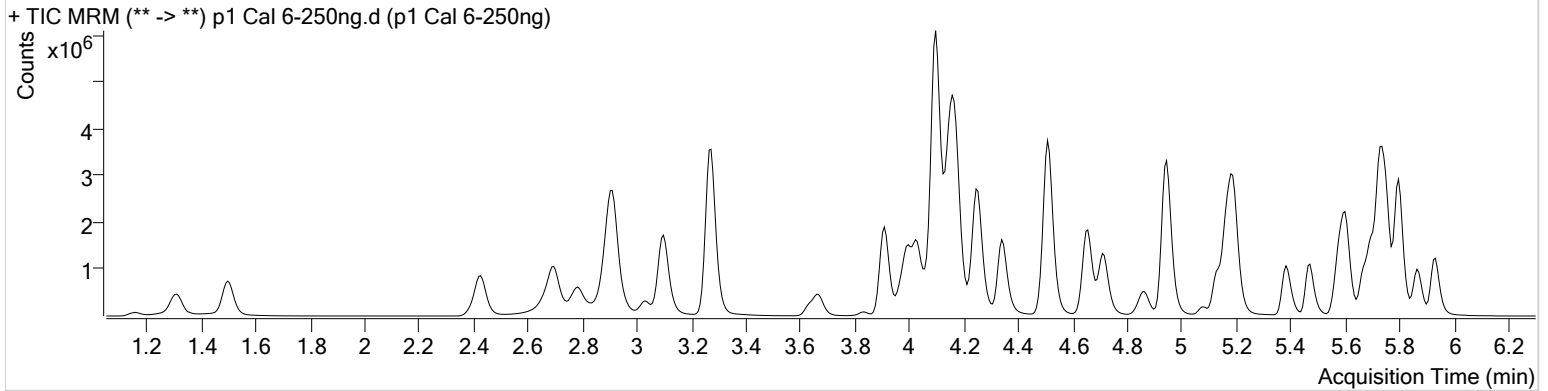
# AM #28 Multi-Drug Quant. Results



**Batch results** D:\MassHunter\Data\2020\AM 27-28\AM 27 28 052720 CS\QuantResults\AM 28.batch.bin  
**Calibration Last Update** 5/29/2020 7:38:06 AM

<b>Instrument</b>	Falco	<b>Data File</b>	p1 Cal 6-250ng.d
<b>Type</b>	Cal	<b>Sample</b>	p1 Cal 6-250ng
<b>Acq. Method</b>	MDQ P1 01112020.m	<b>Operator</b>	Celena Shrum
<b>Sample Position</b>	P5-F5	<b>Comment</b>	
<b>Injection Volume</b>	2		
<b>Acq. Date-Time</b>	5/27/2020 10:51:29 PM		
<b>Sample Info.</b>			

## Sample Chromatogram



Name	RT	Resp.	S/N	Ratio	S/N	ISTD Resp.	Final Conc.
6-MAM	3.029	73112	2760.67	71.1	18006.62	70699	24.6169 ng/ml
7-aminoclonazepam	3.996	1453919	39349.37	83.1	29613.70	264957	254.0679 ng/ml
a-hydroxyalprazolam	5.674	515027	1066.31	63.7	405.62	52513	253.1563 ng/ml
alpha-PVP	4.257	3551054	∞	50.8	103347.32	617594	246.1419 ng/ml
Alprazolam	5.750	1871838	2341.65	102.9	∞	196050	250.3044 ng/ml
Amphetamine	2.914	5194773	58493.68	50.8	53380.15	299252	223.5598 ng/ml
Benzoylcegonine	3.833	146756	5840.94	7.8	961.76	20906	253.1594 ng/ml
Buprenorphine	5.402	55441	∞	16.3	254.89	84129	25.0277 ng/ml
Bupropion	4.659	2873088	4177.31	58.6	4151.20	422092	248.4876 ng/ml
Carisoprodol	5.706	1719338	263577.37	54.8	14276.49	336744	256.1242 ng/ml
Citalopram	5.128	1415772	2890.81	41.4	1172.83	252668	249.6042 ng/ml
Clonazepam	5.587	2310245	15375.63	32.8	∞	115971	256.1147 ng/ml
Cocaine	4.170	3520084	291350.12	43.8	98677.02	1056089	246.3422 ng/ml
Codeine	2.429	380428	1515.77	101.7	2595.55	82012	243.8796 ng/ml
Cyclobenzaprine	5.570	736507	6250.65	9.8	1720.15	116265	250.7317 ng/ml
Dextromethorphan	5.164	652631	1328.76	78.8	479901.50	121801	249.9645 ng/ml
Dextrorphan	4.031	902370	16635.74	209.0	5333.91	456763	249.1382 ng/ml
Diazepam	5.935	1355885	1147.92	86.7	1934.74	254690	255.7396 ng/ml
Dihydrocodeine	2.427	1052464	714.54	66.4	∞	255888	262.6310 ng/ml
Diphenhydramine	5.199	3326273	∞	32.8	9361.90	892644	247.2766 ng/ml
Doxylamine	4.098	7965368	∞	98.6	277409.44	1364141	275.4396 ng/ml
EDDP	5.170	2198127	7151.84	43.0	1273.51	473972	249.1626 ng/ml
Fentanyl	4.945	70718	328.89	67.6	660.04	157069	25.9181 ng/ml
Fluoxetine	5.669	768334	13624.66	8.7	773.85	129442	261.0798 ng/ml
Hydrocodone	2.884	1407348	1648.36	38.9	1042.29	325779	282.3827 ng/ml
Hydromorphone	1.500	1092524	5618.06	77.3	5914.62	186052	242.0409 ng/ml
Ketamine	3.912	3216164	139037.29	38.0	7384.57	599069	254.3116 ng/ml
Lamotrigine	4.141	203003	4207.96	78.7	∞	599069	231.2209 ng/ml
Lorazepam	5.728	1368436	∞	55.8	3644.10	115971	203.9235 ng/ml
Meprobamate	4.868	1025200	97488.44	26.1	22371.49	233820	256.5723 ng/ml
Methadone	5.608	1844157	5360.97	52.9	46031.31	354113	248.9792 ng/ml
Methamphetamine	3.101	3549490	2792.59	41.9	9084.51	604802	255.2910 ng/ml
Metoprolol	4.239	531386	20986.24	95.6	12930.45	1409068	261.2816 ng/ml



# AM #28 Multi-Drug Quant. Results



Name	RT	Resp.	S/N	Ratio	S/N	ISTD Resp.	Final Conc.
Mirtazapine	4.341	2751604	29729.78	48.2	5706.25	617594	256.7373 ng/ml
Mitragynine	5.078	312977	2164048.81	39.2	7773.67	354113	261.4348 ng/ml
Morphine	1.160	176829	8377.21	24.2	2219.91	8030	248.1515 ng/ml
Norbuprenorphine	4.896	5501	360.51	86.9	1301.15	11248	24.9315 ng/ml
Nordiazepam	5.868	1267475	12484.42	58.4	2076.41	167674	252.3446 ng/ml
Norfentanyl	3.993	485561	1127.66	37.4	5015.17	948954	24.4940 ng/ml
Norhydrocodone	2.952	145696	302.45	43.3	404.43	52991	256.6202 ng/ml
Noroxycodone	2.783	1232413	3614.81	50.2	7456.25	174901	243.5952 ng/ml
O-desmethyl-tramadol	3.274	7556119	199688.16	5.8	18448.68	1595644	256.4130 ng/ml
Oxazepam	5.731	1775621	∞	72.8	19605.37	447723	253.4028 ng/ml
Oxycodone	2.693	2821537	3604.04	31.5	9102.67	553005	252.5696 ng/ml
Oxymorphone	1.310	1051431	5575.94	50.1	2234.77	166931	246.4587 ng/ml
Phentermine	3.671	1109547	47838.48	2.8	1042.22	583607	261.0742 ng/ml
Promethazine	5.474	1717921	29429.84	30.7	1329.03	310250	247.8049 ng/ml
Quetiapine	5.383	1470185	1993.87	60.4	1458.21	79508	253.1643 ng/ml
Sertraline	5.730	377222	47201.87	91.5	1785.48	65423	248.9619 ng/ml
Temazepam	5.798	4126144	144592.87	29.5	1361.55	876059	252.2715 ng/ml
Tramadol	4.153	6783733	11197.57	3.3	1651.05	1409068	259.1359 ng/ml
Trazodone	4.715	1667661	11634.65	78.5	4265.41	290227	244.0003 ng/ml
Venlafaxine	4.946	5385590	∞	35.8	6841.00	1100324	244.8696 ng/ml
Zolpidem	4.507	6852046	59376.62	29.6	142922.83	1280763	258.9728 ng/ml

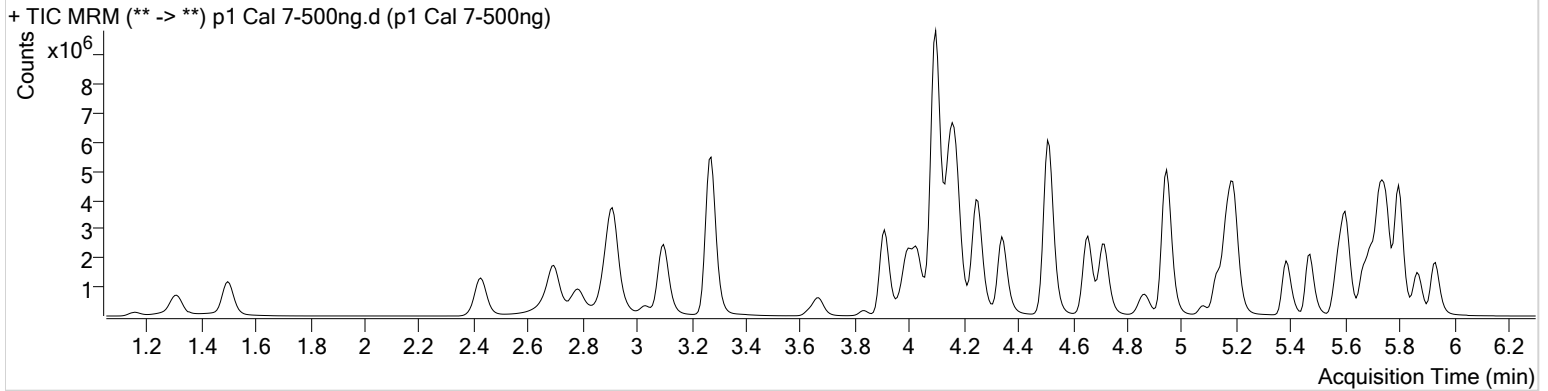
# AM #28 Multi-Drug Quant. Results



**Batch results** D:\MassHunter\Data\2020\AM 27-28\AM 27 28 052720 CS\QuantResults\AM 28.batch.bin  
**Calibration Last Update** 5/29/2020 7:38:06 AM

<b>Instrument</b>	Falco	<b>Data File</b>	p1 Cal 7-500ng.d
<b>Type</b>	Cal	<b>Sample</b>	p1 Cal 7-500ng
<b>Acq. Method</b>	MDQ P1 01112020.m	<b>Operator</b>	Celena Shrum
<b>Sample Position</b>	P5-G5	<b>Comment</b>	
<b>Injection Volume</b>	2		
<b>Acq. Date-Time</b>	5/27/2020 11:02:05 PM		

## Sample Chromatogram



Name	RT	Resp.	S/N	Ratio	S/N	ISTD Resp.	Final Conc.
6-MAM	3.029	136277	17405.02	71.5	14553.85	64317	50.4564 ng/ml
7-aminoclonazepam	3.996	2528192	54071.17	83.8	22825.56	247710	473.4220 ng/ml
a-hydroxyalprazolam	5.674	844345	789.66	61.7	3512.48	43853	497.4882 ng/ml
alpha-PVP	4.257	5650944	18559.73	50.5	10992.97	486247	497.0888 ng/ml
Alprazolam	5.750	3080811	689.08	102.8	3420.29	159427	505.8668 ng/ml
Amphetamine	2.914	7216725	84617.23	51.4	64347.48	246698	377.7634 ng/ml
Benzoylcegonine	3.833	323909	∞	7.8	2365.94	21190	551.7831 ng/ml
Buprenorphine	5.402	95607	8681.64	16.2	335.98	70350	51.6365 ng/ml
Bupropion	4.659	4427269	5184.27	57.7	3498.41	322286	501.6218 ng/ml
Carisoprodol	5.706	2620443	323959.83	53.8	12029.41	265975	494.6896 ng/ml
Citalopram	5.128	2316293	7169.07	41.4	2491.49	205071	503.0514 ng/ml
Clonazepam	5.587	3622316	184267.52	32.3	4261.23	94062	495.7231 ng/ml
Cocaine	4.170	5554413	370640.82	43.9	86529.29	830348	494.0633 ng/ml
Codeine	2.436	572725	1186.97	101.7	26717.35	72352	417.0275 ng/ml
Cyclobenzaprine	5.570	1481854	1197.05	9.4	1814.30	114040	514.4568 ng/ml
Dextromethorphan	5.164	1077512	29709.04	79.0	825.73	102235	491.6773 ng/ml
Dextrorphan	4.031	1387588	3935.17	212.3	40554.42	351682	497.4673 ng/ml
Diazepam	5.935	2203935	∞	86.6	20829.71	217265	487.5142 ng/ml
Dihydrocodeine	2.427	1713842	∞	66.1	∞	234317	469.1289 ng/ml
Diphenhydramine	5.199	5505571	739134.72	32.6	2132.99	733598	497.4995 ng/ml
Doxylamine	4.098	13512226	120682.78	95.8	311283.12	1198292	533.7188 ng/ml
EDDP	5.170	3799300	2848.56	42.3	2467.88	403693	505.5848 ng/ml
Fentanyl	4.952	128664	420.65	67.5	1343.81	147864	50.1075 ng/ml
Fluoxetine	5.669	1488289	∞	8.5	7489.59	127687	513.6997 ng/ml
Hydrocodone	2.884	2075877	∞	39.6	∞	320721	423.4617 ng/ml
Hydromorphone	1.500	1841296	6921.56	76.6	∞	141363	538.0136 ng/ml
Ketamine	3.912	5424241	827052.24	37.6	53364.40	518512	496.0913 ng/ml
Lamotrigine	4.141	282956	14760.73	80.2	44597.46	518512	373.7600 ng/ml
Lorazepam	5.722	1577166	∞	57.6	17173.73	94062	290.3994 ng/ml
Meprobamate	4.868	1626759	3712.73	25.9	979.91	206493	461.9086 ng/ml
Methadone	5.608	3256490	53825.89	51.8	27788.10	308942	503.6265 ng/ml
Methamphetamine	3.101	5222624	183950.64	41.6	17047.33	487134	468.9860 ng/ml
Metoprolol	4.239	803317	10988.45	95.8	13609.91	1140486	488.8279 ng/ml

# AM #28 Multi-Drug Quant. Results



Name	RT	Resp.	S/N	Ratio	S/N	ISTD Resp.	Final Conc.
Mirtazapine	4.341	4646734	65517.49	48.4	85183.80	486247	550.0141 ng/ml
Mitragynine	5.078	571022	37700.35	38.5	18642.75	308942	547.0777 ng/ml
Morphine	1.160	321142	7434.94	22.8	3305.22	7133	507.5301 ng/ml
Norbuprenorphine	4.896	9289	959.06	82.6	142.34	9337	50.8555 ng/ml
Nordiazepam	5.868	2062298	1310.64	57.4	1829.27	140113	491.7797 ng/ml
Norfentanyl	3.993	693552	1490.54	37.4	9874.10	792712	41.9390 ng/ml
Norhydrocodone	2.959	240276	698.55	40.6	151.50	41365	541.5113 ng/ml
Noroxycodone	2.783	1951789	3966.81	50.5	3424.20	139670	483.5149 ng/ml
O-desmethyl-tramadol	3.274	12989969	384510.18	5.8	6404.54	1361542	516.7746 ng/ml
Oxazepam	5.731	2306335	∞	70.2	12487.10	300634	490.6848 ng/ml
Oxycodone	2.693	5021270	49814.20	31.4	7662.08	506093	491.5857 ng/ml
Oxymorphone	1.310	1810089	∞	47.3	∞	143120	495.4249 ng/ml
Phentermine	3.671	1565250	94088.42	2.9	893.88	482747	446.0293 ng/ml
Promethazine	5.474	3545540	11974.37	30.4	6329.24	315914	502.0206 ng/ml
Quetiapine	5.383	2722094	70810.29	60.4	2725.29	74137	502.8268 ng/ml
Sertraline	5.730	678839	43023.25	92.6	2010.39	59444	493.2294 ng/ml
Temazepam	5.798	7058953	228198.19	28.7	3337.91	751443	503.0829 ng/ml
Tramadol	4.153	10537977	5901.39	3.2	1753.27	1140486	498.0908 ng/ml
Trazodone	4.715	3348028	32200.70	78.2	63188.38	286540	495.8423 ng/ml
Venlafaxine	4.946	8979967	∞	35.5	4367.67	894302	501.8522 ng/ml
Zolpidem	4.507	11939603	23900.91	29.7	483838.91	1157708	499.6893 ng/ml

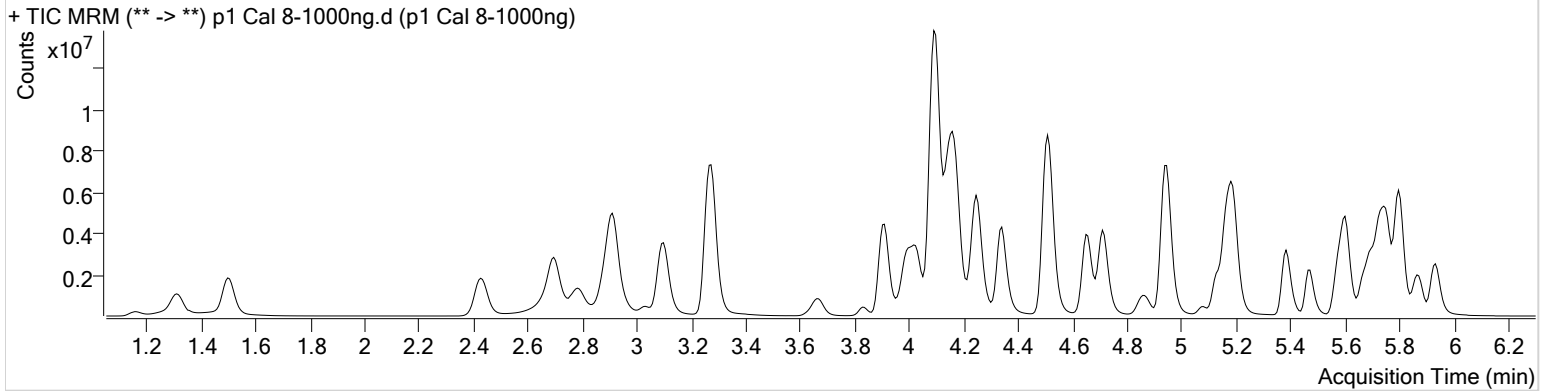
# AM #28 Multi-Drug Quant. Results



**Batch results** D:\MassHunter\Data\2020\AM 27-28\AM 27 28 052720 CS\QuantResults\AM 28.batch.bin  
**Calibration Last Update** 5/29/2020 7:38:06 AM

<b>Instrument</b>	Falco	<b>Data File</b>	p1 Cal 8-1000ng.d
<b>Type</b>	Cal	<b>Sample</b>	p1 Cal 8-1000ng
<b>Acq. Method</b>	MDQ P1 01112020.m	<b>Operator</b>	Celena Shrum
<b>Sample Position</b>	P5-H5	<b>Comment</b>	
<b>Injection Volume</b>	2		
<b>Acq. Date-Time</b>	5/27/2020 11:12:40 PM		

## Sample Chromatogram



Name	RT	Resp.	S/N	Ratio	S/N	ISTD Resp.	Final Conc.
6-MAM	3.029	259267	5932.08	70.4	7279.08	60675	101.7745 ng/ml
7-aminoclonazepam	3.996	3891690	27885.01	81.9	∞	220553	819.2149 ng/ml
a-hydroxyalprazolam	5.674	1321086	∞	62.6	∞	36258	941.8959 ng/ml
alpha-PVP	4.250	8853422	∞	49.9	3467.81	373832	1012.5679 ng/ml
Alprazolam	5.750	4653422	919.79	104.6	459.20	121688	1000.3549 ng/ml
Amphetamine	2.914	9669876	168022.68	50.6	64703.08	207364	603.0796 ng/ml
Benzoylcegonine	3.827	763239	352588.51	7.8	12316.57	21683	1271.1898 ng/ml
Buprenorphine	5.402	115668	1164.87	16.4	10383.34	40757	107.8535 ng/ml
Bupropion	4.652	6521272	5558.44	58.7	8519.32	237717	1001.8706 ng/ml
Carisoprodol	5.706	3644586	129749.66	53.9	13898.04	195585	936.0962 ng/ml
Citalopram	5.128	3241082	5575.03	41.5	∞	144156	1001.2390 ng/ml
Clonazepam	5.587	5274188	72902.04	32.4	92677.35	73085	929.5350 ng/ml
Cocaine	4.170	8548091	286373.74	43.3	126087.37	621992	1014.7172 ng/ml
Codeine	2.436	825721	23470.43	102.7	332.56	63206	689.0185 ng/ml
Cyclobenzaprine	5.563	1626068	74499.14	9.6	3776.73	62257	1034.2127 ng/ml
Dextromethorphan	5.164	1274582	1180.65	78.9	566.43	58829	1010.7183 ng/ml
Dextrorphan	4.031	2039778	5052.41	214.2	17486.51	255649	1005.8794 ng/ml
Diazepam	5.935	3312728	8086.64	87.0	1261.18	163967	971.2045 ng/ml
Dihydrocodeine	2.427	2685933	∞	65.8	∞	219913	785.1715 ng/ml
Diphenhydramine	5.192	7737005	8694.83	32.5	2623.75	506874	1011.3311 ng/ml
Doxylamine	4.091	20604699	∞	97.8	611128.20	1052136	928.3463 ng/ml
EDDP	5.170	6507186	3314.51	41.2	3148.84	336465	1038.9021 ng/ml
Fentanyl	4.952	124411	718.19	69.9	759.70	76202	94.0324 ng/ml
Fluoxetine	5.662	1236849	93664.86	8.7	∞	56095	92.7038 ng/ml
Hydrocodone	2.884	3787395	∞	39.1	718.61	286513	865.6152 ng/ml
Hydromorphone	1.500	3024055	4933.25	77.0	∞	121777	1026.5594 ng/ml
Ketamine	3.912	8919326	5681.14	37.2	3652.97	450093	940.2601 ng/ml
Lamotrigine	4.134	349003	∞	79.9	18675.87	450093	532.0473 ng/ml
Lorazepam	5.722	1593278	∞	59.0	4720.73	73085	378.0172 ng/ml
Meprobamate	4.868	2395655	79139.22	25.6	25055.37	174174	807.3062 ng/ml
Methadone	5.608	4386691	3244.75	51.5	21327.94	208901	1002.9981 ng/ml
Methamphetamine	3.101	7921822	70209.60	41.3	145845.47	416678	834.1108 ng/ml
Metoprolol	4.233	1132095	9639.72	95.4	8305.99	903591	870.2376 ng/ml

# AM #28 Multi-Drug Quant. Results



Name	RT	Resp.	S/N	Ratio	S/N	ISTD Resp.	Final Conc.
Mirtazapine	4.341	7382360	24884.47	48.3	16576.81	373832	1135.9672 ng/ml
Mitragynine	5.078	713427	43742.60	39.0	17535.24	208901	1011.1116 ng/ml
Morphine	1.160	518068	1702.67	23.7	2165.48	6216	939.5936 ng/ml
Norbuprenorphine	4.896	11332	1264.09	87.2	1062.83	5817	99.6996 ng/ml
Nordiazepam	5.868	3015306	31679.58	57.1	1516.07	104040	968.7749 ng/ml
Norfentanyl	3.993	915189	57389.48	37.5	11355.35	661923	66.3233 ng/ml
Norhydrocodone	2.959	411971	69.95	40.5	234.31	33883	1132.8557 ng/ml
Noroxycodone	2.783	3045681	9732.05	48.4	3900.66	109178	965.6520 ng/ml
O-desmethyl-tramadol	3.273	20206825	8611.61	6.0	18094.89	1110499	985.7635 ng/ml
Oxazepam	5.731	2357063	∞	73.1	1977.82	178587	844.5757 ng/ml
Oxycodone	2.693	8832768	4911.43	31.1	∞	463130	945.3849 ng/ml
Oxymorphone	1.310	2990698	∞	47.1	∞	123775	946.9822 ng/ml
Phentermine	3.671	2413381	9242.61	2.7	3231.63	411072	808.5184 ng/ml
Promethazine	5.474	3811977	4841.86	30.6	4809.35	169983	1002.8856 ng/ml
Quetiapine	5.383	4743385	2462.71	59.2	6585.04	61725	1052.5308 ng/ml
Sertraline	5.730	523828	3591.90	90.5	2001.53	22510	1005.2454 ng/ml
Temazepam	5.798	10569652	84110.20	28.9	27347.71	566213	999.6425 ng/ml
Tramadol	4.146	15255612	5311.35	3.3	1416.44	903591	910.7922 ng/ml
Trazodone	4.708	5681271	101432.19	78.7	7039.32	237706	1013.9280 ng/ml
Venlafaxine	4.946	14503386	∞	35.2	4039.07	717896	1009.2160 ng/ml
Zolpidem	4.507	18908282	678102.04	31.2	36514.02	1028474	891.1689 ng/ml